


High back lounge 68041


Overall dimensions	29.5"w x 34.5"d x 41"h	Weight	50 lbs.
Seat dimensions	22.5"w x 21"d x 16"h	Cubic feet	36
Seat to top of back	31"	COM	2.5 yds.
Top of arm to floor	23.25"	COL	50 sq. ft.
Top of arm to seat	7.5"		
Exposed wood	Beech		



Standard features	Options available
<ul style="list-style-type: none"> Molded plywood shell and arms - quartered grain Upholstered interior Polished aluminum accent rail Headrest Chrome swivel post Polished aluminum 4-star base Chrome glide 	<ul style="list-style-type: none"> Finish in standard or studio veneers

Mid back lounge 68141

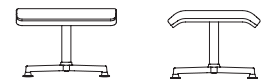
Overall dimensions	29.5"w x 34"d x 33"h	Weight	45 lbs.
Seat dimensions	22.5"w x 21"d x 16"h	Cubic feet	28
Seat to top of back	21.5"	COM	2.25 yds.
Top of arm to floor	23.25"	COL	45 sq. ft.
Top of arm to seat	7.5"		
Exposed wood	Beech		



Standard features	Options available
<ul style="list-style-type: none"> Molded plywood shell and arms - quartered grain Upholstered interior Chrome swivel post Polished aluminum 4-star base Chrome glide 	<ul style="list-style-type: none"> Finish in standard or studio veneers

Ottoman 68081

Overall dimensions	22"w x 20.5"d x 15"h	Weight	20 lbs.
Seat dimensions	22"w x 20.5"d x 15"h	Cubic feet	9
Exposed wood	Beech	COM	1 yd.
		COL	20 sq. ft.



Standard features	Options available
<ul style="list-style-type: none"> Molded plywood shell Upholstered seat Polished aluminum column Polished aluminum 4-star base Chrome glide 	<ul style="list-style-type: none"> Finish in standard or studio veneers



Standard textile selection

<https://ofs.com/resources/textiles>
<https://ofs.com/resources/finishes>

Frame construction

- Seat • Upholstery grade molded plywood shell
- Back • Upholstery grade molded plywood shell
- Upholstery • All fabric and leather pieces are cut with automated cutters that utilize precise patterns
- Arms • Molded finish grade quartered veneer with optional upholstered interior
- Assembly • Metal and wood components fastened by bolts with thread locker

Foam

- Seat • 1.75" Premium grade foam
 - 40 lb. Compression
 - 2.2 Density
- Back • 1.25" Premium grade foam
 - 40 lb. Compression
 - 2.2 Density