



10734-60 Limber Maple
 10745-60 Fonthill Pear
 10776-60 Kensington Maple
 1500-60 Grey
 1503-60 Putty
 1530-60 Beige
 1531-60 Light Beige
 1570-60 White
 1572-60 Antique White
 1573-60 Frosty White
 1595-60 Black
 1787-60 Oxide
 2932-60 Almond Leather
 4142-60 Grey Glace
 4143-60 Neutral Glace
 4166-60 Pampas
 4168-60 Grey Pampas
 4170-60 Beige Pampas
 4621-60 White Nebula
 4623-60 Graphite Nebula
 4630-60 Cloud Nebula
 4633-60 Natural Nebula
 4651-60 Navy Legacy
 4656-60 Bronze Legacy
 4663-60 Tawny Legacy
 4667-60 Green Tigris
 4669-60 Natural Tigris
 4674-60 Evening Tigris
 4745-60 Maroochy Brush
 4746-60 Woolamai Brush
 4762-60 Mystique Dawn
 4779-60 Pewter Brush
 4783-60 White Tigris
 4794-60 Windswept Bronze
 4795-60 Windswept Pewter
 4796-60 Burnished Chestnut
 4810-60 Titanium EV
 4811-60 Silicon EV
 4813-60 Nickel EV
 4814-60 Tungsten EV
 4820-60 Carbon EV
 4823-60 Antique Brush
 4835-38 Tumbled Roca
 4841-60 Desert Zephyr
 4842-60 Canyon Zephyr
 4843-60 Misted Zephyr
 4844-60 Loden Zephyr
 4845-60 Twilight Zephyr
 4846-60 Morro Zephyr
 4856-60 Cloud Zephyr
 4857-60 Shadow Zephyr
 4859-60 Spiced Zephyr
 4869-60 Western White
 4871-60 Western Suede
 4876-38 Sheer Mesh
 4877-38 Grey Mesh
 4878-38 Pewter Mesh
 4879-38 Steel Mesh
 4880-38 Carbon Mesh
 4882-38 Oiled Soapstone
 4883-38 Sable Soapstone
 4885-38 Green Soapstone

4886-38 Pearl Soapstone
 4887-38 Tan Soapstone
 4888-38 Rustic Slate
 4904-38 Desert Springs
 4905-38 Spicewood Springs
 4907-38 Deep Springs
 4909-60 Ginseng Tea
 4911-38 Soft Gold Mesh
 4912-38 Gilded Mesh
 4913-60 Eggplant
 4915-60 Tangerine
 4918-60 Sprout
 4919-60 Blue Agave
 4924-38 White Carrara
 4929-38 Bordeaux Juparana
 4931-38 White Juparana
 4932-38 Golden Juparana
 7054-60 Wild Cherry
 7061-60 Natural Pear
 7806-60 Bannister Oak
 7816-60 Solar Oak
 7850-60 Beigewood
 7909-60 Fusion Maple
 7911-60 Manitoba Maple
 7921-38 Tuscan Walnut
 7925-38 Monticello Maple
 7928-38 Castle Oak
 7929-38 Huntington Maple
 7937-38 River Cherry
 7938-38 New Age Oak
 7946-38 Brazilwood
 7953-38 Harvest Maple
 7954-38 Natural Rift
 D14-60 Port
 D25-60 Atlantis
 D30-60 Natural Almond
 D307-60 Hollyberry
 D315-60 Platinum
 D321-60 Brittany Blue
 D327-60 Pepperdust
 D354-60 Designer White
 D379-60 Indigo
 D381-60 Fashion Grey
 D403-60 White Sand
 D417-60 Lapis Blue
 D431-60 Alabaster
 D495-60 Coffee Bean
 D50-60 Khaki Brown
 D90-60 North Sea
 D91-60 Slate Grey
 D92-60 Dove Grey
 D96-60 Shadow

**THE FOLLOWING WILSONART
 STANDARD PATTERN HPL'S
 ARE AVAILABLE AT STANDARD
 LIST PRICES WITH EXTENDED
 LEAD TIMES.**

1572-38 Antique White
 1573-38 Frosty White
 4550-60 Granite
 4551-60 Blackstar Granite
 4552-60 Ebony Star
 4595-60 Bahia Granite
 4724-60 Milano Amber
 4725-60 Milano Brown
 4726-60 Milano Quartz
 4781-60 Sunstone
 4835-60 Tumbled Roca
 4860-38 Silver Alchemy
 4861-38 Gold Alchemy
 7039-38 Windsor Mahogany
 7039-60 Windsor Mahogany
 7040-60 Figured Mahogany
 7054-38 Wild Cherry
 7110-60 Montana Walnut
 7122-38 Empire Mahogany
 7122-60 Empire Mahogany
 7209-60 Nepal Teak
 7885-60 English Oak
 7919-38 Amber Cherry
 7919-60 Amber Cherry
 7921-60 Tuscan Walnut
 7922-38 Brighton Walnut
 7922-60 Brighton Walnut
 7923-60 Versailles Anigre
 7924-38 Biltmore Cherry
 7924-60 Biltmore Cherry
 7925-60 Monticello Maple
 7928-60 Castle Oak
 7929-60 Huntington Maple
 7933-60 Cafelle
 7935-60 Shaker Cherry
 7936-60 Williamsburg Cherry
 7937-60 River Cherry
 7938-60 New Age Oak
 7939-38 Blond Echo
 7941-38 Tan Echo
 7942-38 Cocobala
 7943-38 Colombian Walnut
 7944-38 Madagascar
 7945-38 Xanadu
 7947-38 Rio
 7948-38 Mambo
 7949-38 Asian Night
 7951-38 Asian Sun
 7952-38 Asian Sand
 7957-38 Zanzibar
 7959-38 Hampton Walnut
 7960-38 Studio Teak
 7962-38 Aloe
 D12-60 Regimental Red
 D26-60 Persian Blue
 D315-38 Platinum

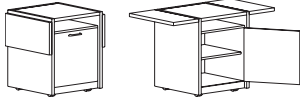
MOBILE CART STANDARD FEATURES

Edge Shape



- **NOTE:** Mobile Carts can be Special Ordered with Laminate with Square Edge only to Match Laminate Insert Conference Tables. Contact your Customer Service Representative for a Price Quotation.

OVERHEAD PROJECTION



model	w	d	h	wt	cu ft	list
OPC-2425	26.38	25	29.5	128	16	\$ 2,333

- Two 12"W Side Wood Shelves Lift and Lock for Additional Work Surface - 48.25"W x 25"D

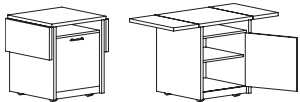
UPPER SECTION:

- Shelf Supports for Three-Position Height Adjustment on Top

LOWER SECTION:

- Single Door
- One Adjustable Wood Shelf
- 2.375" Black Nylon Twin Wheel Hooded Casters with Brake

UTILITY



model	w	d	h	wt	cu ft	list
UC-2419	27.5	25	29.5	131	16	\$ 2,683

- Two 12"W Side Wood Shelves Lift and Lock for Additional Work Surface - 49.75"W x 25"D

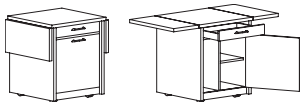
UPPER SECTION:

- Storage Opening

LOWER SECTION:

- Single Door
- One Adjustable Wood Shelf
- 2.375" Black Nylon Twin Wheel Hooded Casters with Brake

COMPUTER



model	w	d	h	wt	cu ft	list
CC-2419	27.5	25	29.5	135	16	\$ 3,136

- Two 12"W Side Wood Shelves Lift and Lock for Additional Work Surface - 49.75"W x 25"D

UPPER SECTION:

- Keyboard Drawer

LOWER SECTION:

- Single Door
- One Adjustable Wood Shelf
- 2.375" Black Nylon Twin Wheel Hooded Casters with Brake

OPTIONS

Finish	Pull	Pull Finish
Veneer <i>Quartered</i> QEC MGW MRO PCO DST MNW OSL MGO <i>Flat Cut</i> MLC BUW MVW MHM MMC EBY MBM Woodgrain Laminate <i>Quartered</i> QEP DSP NWP MEP COP PCP STP <i>Flat Cut</i> CMP CHP BUP VMP BEP HNP	See page 591 for full list of pull options	See page 591 for full list of pull finishes

HOW TO ORDER

SPECIFY: Finish | pull | pull finish. See page 527 for the designator finish name.

MODEL NUMBER

OPC-2425

Finish	Pull	Pull Finish
MLC	Grip	BWT

MOBILE SERVICE CART STANDARD FEATURES

Edge Shape



- Two 12"W Side Wood Shelves Lift and Lock for Additional Work Surface - 61.75"W x 25"D

UPPER SECTION:

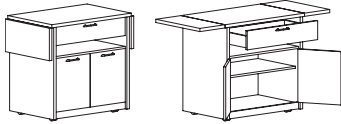
- Storage Drawer

LOWER SECTION:

- Double Doors
- One Adjustable Wood Shelf
- 2.375" Black Nylon Twin Wheel Hooded Casters with Brake

- **NOTE:** Mobile Carts can be Special Ordered with Laminate with Square Edge only to Match Laminate Insert Conference Tables. Contact your Customer Service Representative for a Price Quotation.

SERVICE



model	w	d	h	wt	cu ft	list
CS-3625	39.5	25	36.5	161	26	\$ 3,217

OPTIONS

Finish	Pull	Pull Finish
Veneer <i>Quartered</i> QEC MGW MRO PCO DST MNW OSL MGO <i>Flat Cut</i> MLC BUW MVW MHM MMC EBY MBM Woodgrain Laminate <i>Quartered</i> QEP DSP NWP MEP COP PCP STP <i>Flat Cut</i> CMP CHP BUP VMP BEP HNP	See page 591 for full list of pull options	See page 591 for full list of pull finishes

HOW TO ORDER

SPECIFY: Finish | pull | pull finish. See page 527 for the designator finish name.

MODEL NUMBER

CS-3625

Finish	Pull	Pull Finish
MLC	Grip	BWT

MOBILE HOSPITALITY CART STANDARD FEATURES

Edge Shape



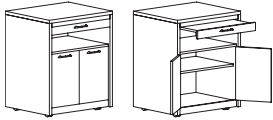
UPPER SECTION:

- Storage Opening
- Front Pull-Out Wood Shelf

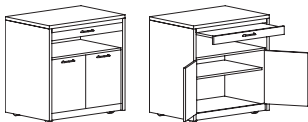
LOWER SECTION:

- Double Doors
- One Adjustable Wood Shelf
- 2.375" Black Nylon Twin Wheel Hooded Casters with Brake

- **NOTE:** Mobile Carts can be Special Ordered with Laminate with Square Edge only to Match Laminate Insert Conference Tables. Contact your Customer Service Representative for a Price Quotation.



model	w	d	h	wt	cu ft	list
HC1-3025	30	25	36.5	137	20	\$ 2,745



model	w	d	h	wt	cu ft	list
HC1-3625	36	25	36.5	149	24	\$ 2,880

MOBILE HOSPITALITY CART STANDARD FEATURES

Edge Shape



UPPER SECTION:

- Storage Opening
- Two Side Pull-Out Wood Shelves

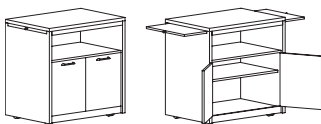
LOWER SECTION:

- Double Doors
- One Adjustable Wood Shelf
- 2.375" Black Nylon Twin Wheel Hooded Casters with Brake

- **NOTE:** Mobile Carts can be Special Ordered with Laminate with Square Edge only to Match Laminate Insert Conference Tables. Contact your Customer Service Representative for a Price Quotation.



model	w	d	h	wt	cu ft	list
HC2-3025	30	25	36.5	143	20	\$ 2,745



model	w	d	h	wt	cu ft	list
HC2-3625	36	25	36.5	155	24	\$ 2,880

OPTIONS

Finish	Pull	Pull Finish
Veneer <i>Quartered</i> QEC MGW MRO PCO DST MNW OSL MGO <i>Flat Cut</i> MLC BUW MVW MHM MMC EBY MBM Woodgrain Laminate <i>Quartered</i> QEP DSP NWP MEP COP PCP STP <i>Flat Cut</i> CMP CHP BUP VMP BEP HNP	See page 591 for full list of pull options	See page 591 for full list of pull finishes

HOW TO ORDER

SPECIFY: Finish | pull | pull finish. See page 527 for the designator finish name.

MODEL NUMBER

HC2-3025

Finish	Pull	Pull Finish
MLC	Grip	BWT