

Nineteen20 building blocks





Table of contents

Statement of line	3
Elevations	3
Table shapes	4
Top finishes	4
Veneer graining	5
Edge profiles	6 - 7
Part number breakdown	7
Bases	8 - 15



Statement of line

- Indoor cafe tables
- Outdoor tables

Tables

- Tables available in seated and bar height
- Tables available in TFL, HPL, veneer, and solid surface
- Square and rectangular tables are available in rounded corners


Elevations



Table shapes



Round
Available in sizes:
24", 30", 36", 42", 48", 60"




Square
Available in sizes:
24", 30", 36", 42", 48", 60"



Rectangular
Available in sizes:
30"x24", 42"x24", 42"x30", 48"x30",
60"x30", 60"x36", 72"x30", 72"x36"




Square - rounded corners
Available in sizes:
24", 30", 36", 42", 48", 60"




Rectangular - rounded corners
Available in sizes:
30"x24", 42"x24", 42"x30", 48"x30",
60"x30", 60"x36", 72"x30", 72"x36"

Top finishes

- Top are available in TFL, HPL, veneer, and solid surface finishes
- Each finish has different edges and designs as options as well
- All available sizes are available in all finishes



TFL
Available in standard and studio laminate finishes



HPL
Available in standard, studio, and graded in laminate finishes




Veneer
Available in standard veneer, sketch diamond, sketch reverse diamond, sketch sunburst, and studio veneer




Solid surface
Available in standard solid surface and tiered quartz
Only finish offered for outdoor tables


Veneer graining patterns



Standard
A1S



Sketch diamond
A6L



Sketch reverse diamond
A1Q



Sketch sunburst
A2G

Edges

- TFL, HPL, and veneer tops are all 1" thick
- Solid surface tops are ½" thick

TFL



Square
EY - 2 mm PP edge

HPL



Square
EY - 2 mm PP edge




Exposed plywood knife
PWH - Plywood edge




Bullnose
A4H - Urethane edge



Eased
A4J - Urethane edge



Comfort
A4K - Urethane edge




Rounded knife
A4M - Urethane edge


Urethane finishes




Black
BKU



Evening shadow
PEP




Brownstone
BRS



Folkstone
FLS



Graphite
GRH



Artisan tan
LBU



Veneer



Square
DN - 2 mm wood edge banding



Bevel
DR - Ext. lumber band



Radius
DU - Ext. lumber band




Reed
DS - Ext. lumber band



Square
EF - Ext. lumber band

Solid surface



Square

Part number breakdown

D T - X Y Y Z Z D T - E

D T - X Y Y Y Y Z Z D T - E

X **Material**
T- TFL/HPL
V- Veneer/HPL
S- Solid surface

Y **Size**
YY - Square & round
YYYY - Rectangular

Z **Shape**
RN - Round
S - Square
R - Rectangular

E **Outdoor table**

Bases

- All bases are available with adjustable glides
- Tops and bases come in separate cartons
- Outdoor base only available in limited powder coats: Graphite, heron, latter, moss, polar, rust, onyx



Available in stainless steel



5510-20

5510-24

5510-28

		Round						Square					Rectangular							
		24	30	36	42	48	60	24	30	36	42	48	30x24	42x24	42x30	48x30	60x30	60x36	72x30	72x36
Dining A2K	5510-20	1	1					1								2	2	2		
	5510-24			1	1				1			1							2	2
	5510-28					1				1			1	1						
Bar A2L	5510-20	1	1					1							2	2	2			
	5510-24			1	1				1			1							2	2
	5510-28					1				1			1	1						

Bases

- All bases are available with adjustable glides
- Tops and bases come in separate cartons
- Outdoor base only available in limited powder coats: Graphite, heron, latter, moss, polar, rust, onyx



Available in stainless steel



5520-18



5520-22



5520-26



5520-1826

		Round						Square					Rectangular							
		24	30	36	42	48	60	24	30	36	42	48	30x24	42x24	42x30	48x30	60x30	60x36	72x30	72x36
Dining A2K	5520-18	1	1					1	1				1			2	2	2		
	5520-22			1	1					1			1						2	2
	5520-26					1				1	1			1						
	5520-1826											1	1	1	1					
Bar A2L	5520-18	1	1					1	1				1			2	2	2		
	5520-22			1	1					1			1						2	2
	5520-26					1				1	1			1						
	5520-1826											1	1	1	1					

Bases

- All bases are available with adjustable glides
- Tops and bases come in separate cartons
- Outdoor base only available in limited powder coats: Graphite, heron, latter, moss, polar, rust, onyx



Available in stainless steel and polar



5560-18



5560-24

		Round						Square					Rectangular							
		24	30	36	42	48	60	24	30	36	42	48	30x24	42x24	42x30	48x30	60x30	60x36	72x30	72x36
Dining A2K	5560-18	1												2	2	2	2	2		
	5560-24		1	1	1			1	1			1							2	2
Bar A2L	5560-18	1											2	2	2	2	2			
	5560-24		1	1	1			1	1			1							2	2

Bases

- All bases are available with adjustable glides
- Tops and bases come in separate cartons
- Outdoor base only available in limited powder coats: Graphite, heron, latter, moss, polar, rust, onyx



Available in standard and studio powder coats



6703-22



6703-26



6703-32



6703-220

		Round						Square					Rectangular							
		24	30	36	42	48	60	24	30	36	42	48	30x24	42x24	42x30	48x30	60x30	60x36	72x30	72x36
Dining A2K	6703-22	1						1								2	2	2		
	6703-26		1						1			1							2	2
	6703-32			1	1					1	1		1	1						
	6703-220											1	1	1	1	1	1	1	1	1
Bar A2L	6703-22	1						1							2	2	2			
	6703-26		1						1			1							2	2
	6703-32			1	1					1	1		1	1						

Bases

- All bases are available with adjustable glides
- Tops and bases come in separate cartons
- Outdoor base only available in limited powder coats: Graphite, heron, latter, moss, polar, rust, onyx



Available in standard and studio powder coats
Only base available in counter height



6903-17



6903-23



6903-28

		Round						Square					Rectangular							
		24	30	36	42	48	60	24	30	36	42	48	30x24	42x24	42x30	48x30	60x30	60x36	72x30	72x36
Dining A2K	6903-17	1														2	2	2		
	6903-23		1	1				1				1							2	2
	6903-28				1	1			1	1			1	1						
Counter CTHT	6903-17	1													2	2	2			
	6903-23		1	1				1				1							2	2
	6903-28				1	1			1	1			1	1						
Bar A2L	6903-17	1													2	2	2			
	6903-23		1	1				1				1							2	2
	6903-28				1	1			1	1			1	1						

Bases

- All bases are available with adjustable glides
- Tops and bases come in separate cartons
- Outdoor base only available in limited powder coats: Graphite, heron, latter, moss, polar, rust, onyx



Available in standard and studio powder coats



6693-4

	Round						Square					Rectangular							
	24	30	36	42	48	60	24	30	36	42	48	30x24	42x24	42x30	48x30	60x30	60x36	72x30	72x36
6693-4	1	1	1	1	1	1	1	1	1	1	1	1	1	1	1	1	1	1	1

Bases

- All bases are available with adjustable glides
- Tops and bases come in separate cartons
- Outdoor base only available in limited powder coats: Graphite, heron, latter, moss, polar, rust, onyx



Available in standard and studio powder coats



2023-22

2023-26

2023-32

		Round						Square					Rectangular								
		24	30	36	42	48	60	24	30	36	42	48	30x24	42x24	42x30	48x30	60x30	60x36	72x30	72x36	
Dining A2K	2023-22	1						1													
	2023-26		1						1												
	2023-32			1						1											
Bar A2L	2023-22	1						1													
	2023-26		1						1												
	2023-32			1						1											

Bases

- All bases are available with adjustable glides
- Tops and bases come in separate cartons
- Outdoor base only available in limited powder coats: Graphite, heron, latter, moss, polar, rust, onyx



Available in specific powder coats



2023-22-E



2023-26-E



2023-32-E

	Round						Square						Rectangular							
	24	30	36	42	48	60	24	30	36	42	48	30x24	42x24	42x30	48x30	60x30	60x36	72x30	72x36	
2023-22-E	1						1													
2023-26-E		1						1												
2023-32-E			1						1											