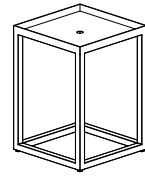
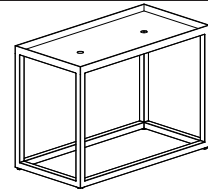


**Small square end table frame** PZ-141420F

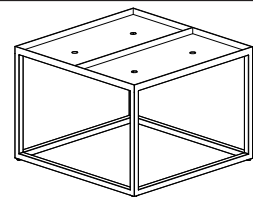
Overall dimensions	14"w x 14"d x 20"h
Weight	16 lbs.
Cubic feet	3.75

Openings (1) 14x14**Rectnagular End table frame** PZ-142820F

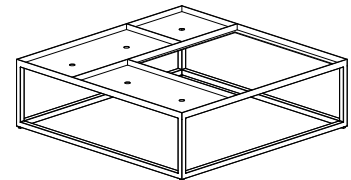
Overall dimensions	14"w x 28"d x 20"h
Weight	23 lbs.
Cubic feet	5.5

Openings (1) 14x28**Large square end table frame** PZ-282820F

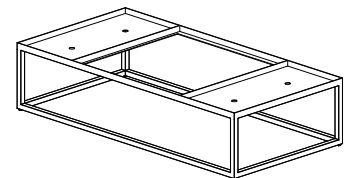
Overall dimensions	28"w x 28"d x 20"h
Weight	36 lbs.
Cubic feet	11.75

Openings (2) 14x28**Square magazine table frame** PZ-424213F

Overall dimensions	42"w x 42"d x 13"h
Weight	51 lbs.
Cubic feet	16.5

Openings (2) 14x28
(1) 14x14
(1) 28x28**Rectangular magazine table frame** 562813F

Overall Dimensions	56"w x 28"d x 13"h
Weight	45 lbs.
Cubic Feet	12.5

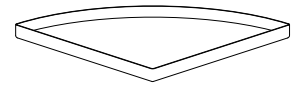
Openings (2) 14x28
(1) 28x28

Standard features	Options available
<ul style="list-style-type: none">Frame available in standard powdercoatsAdjustable levelers	<ul style="list-style-type: none">Studio powdercoats available

Tray piece PZ-1414TR

Overall dimensions	13.75"w x 13.75"d x 1.125"h
Weight	3.5 lbs.
Cubic feet	.5

Fits into	14x14 14x28
-----------	----------------

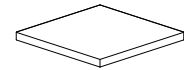


Standard features	Options available
<ul style="list-style-type: none"> Standard powdercoats Rubber bumpers installed 	<ul style="list-style-type: none"> Studio powdercoats Cork liner

Small square top piece PZ-1414TP

Overall dimensions	13.75"w x 13.75"d x 1"h
Weight	5.5 lbs. - veneer, paint, TFL, HPL 11.5 lbs. - solid surface 18 lbs. - stone
Cubic feet	.5

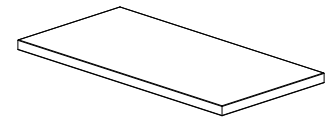
Fits into	14x14 14x28
-----------	----------------



Rectangular top piece PZ-2814TP

Overall dimensions	27.5"w x 13.75"d x 1"h
Weight	11 lbs. - veneer, paint, TFL, HPL 23 lbs. - solid surface 36 lbs. - stone
Cubic feet	1

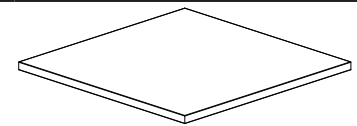
Fits into	14x28
-----------	-------



Large square top piece PZ-2828TP

Overall dimensions	27.5"w x 27.5"d x 1"h
Weight	22 lbs. - veneer, paint, TFL, HPL 46 lbs. - solid surface 72 lbs. - stone
Cubic feet	1.75

Fits into	28x28
-----------	-------



Standard features	Options available
<ul style="list-style-type: none"> Available in HPL, TFL, veneer, paint, solid surface, and stone Rubber bumpers installed 	<ul style="list-style-type: none"> Studio powdercoats and paints available Super matte veneers available



Standard finish selection

<http://ofs.com/resources/finishes>

Frame construction

- | | |
|-------|---|
| Frame | • Frame welded out of 1/8" thick angled steel and 16 gauge tubing |
| Tray | • Steel |

Standard finish selection

- | | |
|---------------|---|
| Veneer | • Standard / Studio (quarter or flat cut) |
| 3D Laminate | • Standard woodgrain / solid 3DL's |
| Solid Surface | • Standard solid surface options |
| Powder Coat | • Standard and studio powder coats |
| Stone | • Standard stone grades |