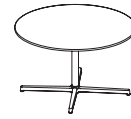


Round end table C12-W26CT

Overall dimensions	26"w x 26"d x 21.75"h
Weight	36 lbs.
Cubic feet	11



Round End Table C12-W30CT

Overall Dimensions	30"w x 30"d x 21.75"h
Weight	43 lbs.
Cubic Feet	14



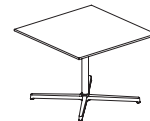
Round end table C12-W36CT

Overall dimensions	36"w x 36"d x 21.75"h
Weight	52 lbs.
Cubic feet	20



Square end table C12-W2020CT

Overall dimensions	20"w x 20"d x 21.75"h
Weight	32 lbs.
Cubic feet	7



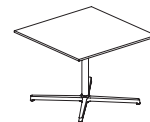
Square end table C12-W2424CT

Overall dimensions	24"w x 24"d x 21.75"h
Weight	39 lbs.
Cubic feet	9



Square end table C12-W3030CT

Overall dimensions	30"w x 30"d x 21.75"h
Weight	48 lbs.
Cubic feet	14



Round magazine table C12-W26MT

Overall dimensions	26"w x 26"d x 16.75"h
Weight	34 lbs.
Cubic feet	9



Round magazine table C12-W30MT

Overall dimensions	30"w x 30"d x 16.75"h
Weight	43 lbs.
Cubic feet	11



Round magazine table C12-W36MT

Overall dimensions	36" w x 36" d x 16.75" h
Weight	50 lbs.
Cubic feet	16



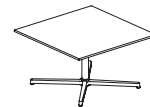
Square magazine table C12-W2020MT

Overall dimensions	20" w x 20" d x 16.75" h
Weight	30 lbs.
Cubic feet	6



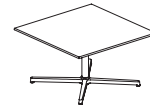
Square magazine table C12-W2424MT

Overall dimensions	24" w x 24" d x 16.75" h
Weight	37 lbs.
Cubic feet	8



Square magazine table C12-W3030MT

Overall dimensions	30" w x 30" d x 16.75" h
Weight	46 lbs.
Cubic feet	11



Standard features	Options available
<ul style="list-style-type: none"> • 0.75" Thick top • Polished aluminum base 	<ul style="list-style-type: none"> • Top finish in standard and studio veneers or HPL's

Round end table C12-G26CT

Overall dimensions	26" w x 26" d x 22" h
Weight	46 lbs.
Cubic feet	11



Round end table C12-G30CT

Overall dimensions	30" w x 30" d x 22" h
Weight	53 lbs.
Cubic feet	14



Round end table C12-G36CT

Overall dimensions	36" w x 36" d x 22" h
Weight	63 lbs.
Cubic feet	20



Square end table C12-G2020CT

Overall dimensions	20"w x 20"d x 22"h
Weight	42 lbs.
Cubic feet	7



Square end table C12-G2424CT

Overall dimensions	24"w x 24"d x 22"h
Weight	49 lbs.
Cubic feet	9



Square end table C12-G3030CT

Overall dimensions	30"w x 30"d x 22"h
Weight	59 lbs.
Cubic feet	14



Round magazine table C12-G26MT

Overall dimensions	26"w x 26"d x 17"h
Weight	44 lbs.
Cubic feet	9



Round magazine table C12-G30MT

Overall dimensions	30"w x 30"d x 17"h
Weight	51 lbs.
Cubic feet	11



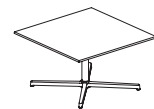
Round magazine table C12-G36MT

Overall dimensions	36"w x 36"d x 17"h
Weight	61 lbs.
Cubic feet	16



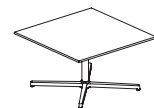
Square magazine table C12-G2020MT

Overall dimensions	20"w x 20"d x 17"h
Weight	40 lbs.
Cubic feet	6



Square magazine table C12-G2424MT

Overall dimensions	24"w x 24"d x 17"h
Weight	47 lbs.
Cubic feet	8





Square magazine table C12-G3030MT

Overall dimensions 30"w x 30"d x 17"h
 Weight 57 lbs.
 Cubic feet 11



Standard features	Options available
<ul style="list-style-type: none"> • 0.25" Thick white back painted glass top • Polished aluminum base 	<ul style="list-style-type: none"> • Mint green or clear glass

Round end table C12-S26CT

Overall dimensions 26"w x 26"d x 22.25"h
 Weight 48 lbs.
 Cubic feet 11



Round end table C12-S30CT

Overall dimensions 30"w x 30"d x 22.25"h
 Weight 55 lbs.
 Cubic feet 14



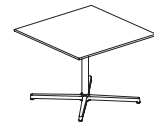
Round end table C12-S36CT

Overall dimensions 36"w x 36"d x 22.25"h
 Weight 65 lbs.
 Cubic feet 20



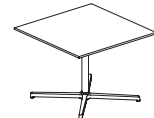
Square end table C12-S2020CT

Overall dimensions 20"w x 20"d x 22.25"h
 Weight 44 lbs.
 Cubic feet 7



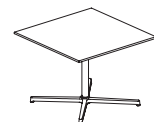
Square end table C12-S2424CT

Overall dimensions 24"w x 24"d x 22.25"h
 Weight 51 lbs.
 Cubic feet 9



Square end table C12-S3030CT

Overall dimensions 30"w x 30"d x 22.25"h
 Weight 61 lbs.
 Cubic feet 14



Round magazine table C12-S26MT

Overall dimensions 26"w x 26"d x 17.25"h
 Weight 46 lbs.
 Cubic feet 9



Round magazine table C12-S30MT

Overall dimensions	30"w x 30"d x 17.25"h
Weight	53 lbs.
Cubic feet	11



Round magazine table C12-S36MT

Overall dimensions	36"w x 36"d x 17.25"h
Weight	63 lbs.
Cubic feet	16



Square magazine table C12-S2020MT

Overall dimensions	20"w x 20"d x 17.25"h
Weight	42 lbs.
Cubic feet	6



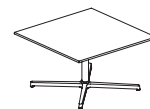
Square magazine table C12-S2424MT

Overall dimensions	24"w x 24"d x 17.25"h
Weight	49 lbs.
Cubic feet	8



Square magazine table C12-S3030MT

Overall dimensions	30"w x 30"d x 17.25"h
Weight	59 lbs.
Cubic feet	11



Standard features	Options available
<ul style="list-style-type: none"> • 0.5" Thick solid surface top • Polished aluminum base 	<ul style="list-style-type: none"> • Solid surface top in cameo white, concrete, deep mink or modern white

Standard finish selection

<https://ofs.com/resources/finishes>

Frame construction

- Base
 - Polished aluminum 4-star base
- Top
 - Standard / studio quartered and flat cut veneer with MDF core
 - Standard / studio woodgrain or solid HPL with MDF core
 - Solid surface 0.5" thick
 - White back painted .25" thick glass available in mint green or clear with MDF sub top

Carton/packaging

- Prior to shipping the unit, product is placed on a carton and covered with plastic
- Cardboard edge protector wrapped around top and base