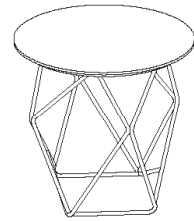
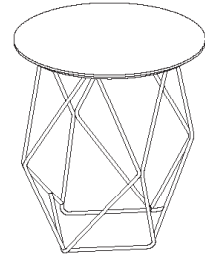


**End table** MV-18RD20H

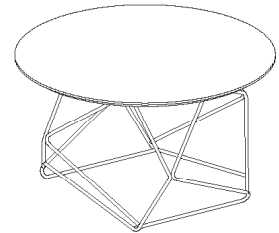
<b>Overall dimensions</b>	18"w x 18"d x 20"h
<b>Weight</b>	20 lbs.
<b>Cubic feet</b>	5

**End table** MV-19RD22H

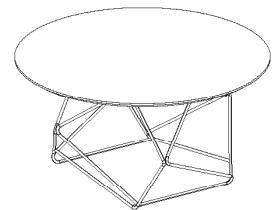
<b>Overall dimensions</b>	19"w x 19"d x 22"h
<b>Weight</b>	21 lbs.
<b>Cubic feet</b>	7

**Coffee table** MV-30RD17H

<b>Overall dimensions</b>	30"w x 30"d x 17"h
<b>Weight</b>	42 lbs.
<b>Cubic feet</b>	11

**Coffee table** MV-34RD17H

<b>Overall dimensions</b>	34"w x 34"d x 17"h
<b>Weight</b>	53 lbs.
<b>Cubic feet</b>	14



Standard features	Options available
<ul style="list-style-type: none"><li>• 3/4" Thick tops with flat knife edge</li><li>• 3/8" Thick powder coat wire metal frame</li></ul>	<ul style="list-style-type: none"><li>• Top finish<ul style="list-style-type: none"><li>- Solid surface</li><li>- Stone (not available on MV-34RD17H)</li></ul></li><li>• Base finish<ul style="list-style-type: none"><li>- Standard/studio powder coats</li></ul></li></ul>



Standard finish selection

<https://ofs.com/resources/finishes>

Frame construction

- |      |   |
|------|---|
| Base | <ul style="list-style-type: none"><li>• 3/8" Steel wire frame (powder coated)</li></ul> |
| Top  | <ul style="list-style-type: none"><li>• Solid surface and stone</li></ul>               |

Finish selection

- |               |  |
|---------------|--|
| Solid surface | <ul style="list-style-type: none"><li>• Standard solid surface</li></ul>                             |
| Stone         | <ul style="list-style-type: none"><li>• Caesarstone/silestone (not available on MV-34R17H)</li></ul> |

Carton/packaging

- Prior to shipping the unit is placed on a carton. A cardboard edge protector is wrapped around top.