



Round ottoman F49658S


Overall dimensions	16.5"w x 16.5"d x 12.5"h	Weight	11 lbs.	
Seat dimensions	16.5"w x 16.5"d x 12.5"h (13.5"h with C4Y and J5 base)	Cubic feet	4	
		COM	.75 yd. (top) 1 yd. (side)	
H4K - weighted base	add 45 lbs.	COL	15 sq. ft. (top) 20 sq. ft. (side)	

Round ottoman F49058S

Overall dimensions	20.75"w x 20.75"d x 12.5"h	Weight	17 lbs.	
Seat dimensions	20.75"w x 20.75"d x 12.5"h (13.5"h with C4Y, H3Y and J5 base)	Cubic feet	6	
		COM	.75 yd. (top) 1.25 yds. (side)	
H4K - weighted base	add 54 lbs.	COL	15 sq. ft. (top) 25 sq. ft. (side)	


Standard features	Options available
<ul style="list-style-type: none"> Fully upholstered Concealed glide 	<ul style="list-style-type: none"> Weighted Base <ul style="list-style-type: none"> Active (available on F49058S only) Black plinth Wood leg Finish (C4Y only) <ul style="list-style-type: none"> Standard veneers Black paint

Round ottoman F49258S

Overall dimensions	35"w x 35"d x 12.5"h	Weight	54 lbs.	
Seat dimensions	35"w x 35"d x 12.5"h (13.5"h with C4Y and J5 base)	Cubic feet	16	
		COM	1.25 yds. (top) 1.75 yds. (side)	
H4K - weighted base	add 18 lbs.	COL	25 sq. ft. (top) 35 sq. ft. (side)	

Standard features	Options available
<ul style="list-style-type: none"> Fully upholstered Concealed glide 	<ul style="list-style-type: none"> Weighted Base <ul style="list-style-type: none"> Black plinth Wood leg Finish (C4Y only) <ul style="list-style-type: none"> Standard veneers Black paint

Round ottoman with backrest F49758S

Overall dimensions	16.5"w x 16.5"d x 17.25"h	Weight	17 lbs.	
Seat dimensions	13.75"w x 15.25"d x 12.5"h (13.5"h to seat and 18.5"h to backrest with C4Y and J5 base)	Cubic feet	6	
Seat to Top of Back	4.75"	COM	.75 yd. (top) 1.25 yds. (side)	
Top of Arm to Seat	4.75"	COL	15 sq. ft. (top) 25 sq. ft. (side)	
Top of Arm to Floor	17.25"			
H4K - weighted base	add 45 lbs.			

Round ottoman with backrest F49358S

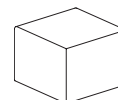
Overall dimensions	20.25"w x 20.25"d x 17.25"h	Weight	25 lbs.
Seat dimensions	17.5"w x 18.75"d x 12.5"h (13.5"h to seat and 18.25"h to backrest with C4Y, H3Y and J5 base)	Cubic feet	8
Seat to Top of Back	4.75"	COM	.75 yd. (top) 1.25 yds. (side)
Top of Arm to Seat	4.75"	COL	15 sq. ft. (top) 25 sq. ft. (side)
Top of Arm to Floor	17.25"		
H4K - weighted base	add 45 lbs.		



Standard features	Options available
<ul style="list-style-type: none"> Fully upholstered Short backrest Concealed glide 	<ul style="list-style-type: none"> Weighted Base <ul style="list-style-type: none"> Active (available on F49358S only) Black plinth Wood leg Finish (C4Y only) <ul style="list-style-type: none"> Standard veneers Black paint

Square ottoman F49659S

Overall dimensions	17"w x 17"d x 12.5"h	Weight	14 lbs.
Seat dimensions	17"w x 17"d x 12.5"h (13.5"h with C4Y and J5 base)	Cubic feet	4
H4K - weighted base	add 45 lbs.	COM	.75 yd. (top) 1.25 yds. (side)
		COL	15 sq. ft. (top) 25 sq. ft. (side)



Square ottoman F49259S

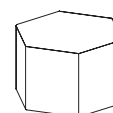
Overall dimensions	36"w x 36"d x 12.5"h	Weight	55 lbs.
Seat dimensions	36"w x 36"d x 12.5"h (13.5"h with C4Y and J5 base)	Cubic feet	16
H4K - weighted base	add 18 lbs.	COM	1.25 yds. (top) 2.25 yds. (side)
		COL	25 sq. ft. (top) 45 sq. ft. (side)



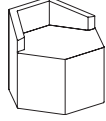
Standard features	Options available
<ul style="list-style-type: none"> Fully upholstered Short backrest Concealed glide 	<ul style="list-style-type: none"> Weighted Base <ul style="list-style-type: none"> Black plinth Wood leg Finish (C4Y only) <ul style="list-style-type: none"> Standard veneers Black paint

Hex ottoman F49656S

Overall dimensions	19"w x 17"d x 12.5"h	Weight	12 lbs.
Seat dimensions	19"w x 17"d x 12.5"h (13.5"h with C4Y and J5 base)	Cubic feet	4
H4K - weighted base	add 45 lbs.	COM	.75 yd. (top) 1 yd. (side)
		COL	15 sq. ft. (top) 20 sq. ft. (side)




Hex ottoman with backrest F49756S

Overall dimensions	18.5"w x 16.5"d x 17.25"h	Weight	17 lbs.	
Seat dimensions	15.5"w x 15"d x 12.5"h (13.5"h to seat and 18.25"h to backrest with C4Y and J5 base)	Cubic feet	6	
Seat to top of back	4.75"	COM	.75 yd. (top) 1 yd. (side)	
		COL	15 sq. ft. (top) 20 sq. ft. (side)	
H4K - weighted base	add 45 lbs.			

Standard features	Options available
<ul style="list-style-type: none"> Fully upholstered Concealed glide 	<ul style="list-style-type: none"> Weighted Base <ul style="list-style-type: none"> - Black plinth - Wood leg Finish (C4Y only) <ul style="list-style-type: none"> - Standard veneers - Black paint

Trap ottoman F49657S

Overall dimensions	16.5"w x 16.5"d x 12.5"h	Weight	11 lbs.	
Seat dimensions	16.5"w x 16.5"d x 12.5"h (13.5"h with C4Y and J5 base)	Cubic feet	4	
		COM	.75 yd. (top) 1 yd. (side)	
		COL	15 sq. ft. (top) 20 sq. ft. (side)	
H4K - weighted base	add 45 lbs.			

Standard features	Options available
<ul style="list-style-type: none"> Fully upholstered Concealed glide 	<ul style="list-style-type: none"> Weighted Base <ul style="list-style-type: none"> - Black plinth - Wood leg Finish (C4Y only) <ul style="list-style-type: none"> - Standard veneers - Black paint

Standard textile & finish selection

<https://ofs.com/resources/textiles>
<https://ofs.com/resources/finishes>

Tablet

- Standard veneers in quartered composite: species is dependent on finish chosen; varies between Cherry, Walnut, Maple and Oak
- Standard and studio 3D laminates

Frame construction

Seat	<ul style="list-style-type: none"> Round units: MDF top panel Square units: Plywood top panel
Upholstery	<ul style="list-style-type: none"> All fabric and leather pieces are cut with automated cutters that utilize precise patterns
Assembly	<ul style="list-style-type: none"> Round units: Corrugated cylinder with MDF top and laminated particle board bottom Square, Hex, and Trap units: The corners and joints are notched and slotted, and reinforced with glue and/or corner blocks, dowels, screws or staples

Foam

- | | |
|------|--|
| Seat | <ul style="list-style-type: none"> 3" Premium grade foam 40 lb. Compression 2.3 Density |
|------|--|