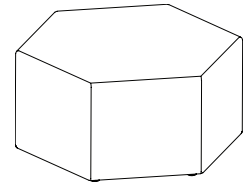


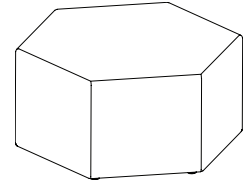
**Ottoman 109056**

<b>Overall dimensions</b>	31.5"w x 36"d x 17.5"h	<b>Weight</b>	43 lbs.
<b>Seat dimensions</b>	31.5"w x 36"d x 17.5"h	<b>Cubic feet</b>	15
		<b>COM</b>	2.5 yds.
		<b>COL</b>	50 sq. ft.



**Ottoman- multiple textiles 109056-MT**

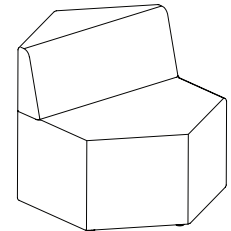
<b>Overall dimensions</b>	31.5"w x 36"d x 17.5"h	<b>Weight</b>	43 lbs.
<b>Seat dimensions</b>	31.5"w x 36"d x 17.5"h	<b>Cubic feet</b>	15
		<b>COM</b>	1.25 yds. (top) 1.75 yds. (side)
		<b>COL</b>	25 sq. ft. (top) 35 sq. ft. (side)



Standard features	Options available
<ul style="list-style-type: none"> <li>Fully upholstered</li> </ul>	<ul style="list-style-type: none"> <li>Power location                             <ul style="list-style-type: none"> <li>Available on 1-3 sides</li> </ul> </li> <li>Power color                             <ul style="list-style-type: none"> <li>Black, White or Silver</li> </ul> </li> <li>Weighted option</li> </ul>

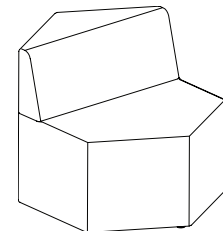
**Ottoman with backrest 109156**

<b>Overall dimensions</b>	31.5"w x 36"d x 29.5"h	<b>Weight</b>	62 lbs.
<b>Seat dimensions</b>	31.5"w x 22"d x 17.5"h	<b>Cubic feet</b>	23
<b>Inside back</b>	12.5"	<b>COM</b>	3.25 yds.
		<b>COL</b>	65 sq. ft.



**Ottoman with backrest- multiple textiles 109156-MT**

<b>Overall dimensions</b>	31.5"w x 36"d x 29.5"h	<b>Weight</b>	62 lbs.
<b>Seat dimensions</b>	31.5"w x 22"d x 17.5"h	<b>Cubic feet</b>	23
<b>Inside back</b>	12.5"	<b>COM</b>	1.25 yds. (Top) 1.75 yds. (Side)
		<b>COL</b>	25 sq. ft. (Top) 35 sq. ft. (Side)

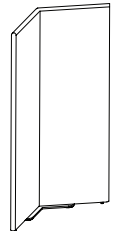


Standard features	Options available
<ul style="list-style-type: none"> <li>Fully upholstered</li> </ul>	<ul style="list-style-type: none"> <li>Power location                             <ul style="list-style-type: none"> <li>Left or right facing power</li> </ul> </li> <li>Power color                             <ul style="list-style-type: none"> <li>Black, White or Silver</li> </ul> </li> <li>Weighted option</li> </ul>




Wall outside tall 109WOT

<b>Overall dimensions</b>	33"w x 11.5"d x 56"h	<b>Weight</b>	45 lbs.
		<b>Cubic feet</b>	15
		<b>COM</b>	3.5 yd.
		<b>COL</b>	70 sq. ft.



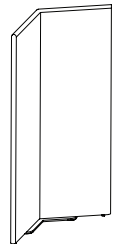
Wall outside short 109WOS

<b>Overall dimensions</b>	33"w x 11.5"d x 44"h	<b>Weight</b>	38 lbs.
		<b>Cubic feet</b>	12
		<b>COM</b>	3 yds.
		<b>COL</b>	60 sq. ft.



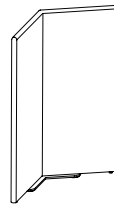
Wall inside tall 109WIT

<b>Overall dimensions</b>	31.75"w x 11.25"d x 56"h	<b>Weight</b>	44 lbs.
		<b>Cubic feet</b>	15
		<b>COM</b>	3.5 yds.
		<b>COL</b>	70 sq. ft.



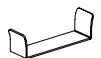
Wall inside short 109WIS

<b>Overall dimensions</b>	31.75"w x 11.25"d x 44"h	<b>Weight</b>	37 lbs.
		<b>Cubic feet</b>	12
		<b>COM</b>	3 yds.
		<b>COL</b>	60 sq. ft.



Standard features	Options available
<ul style="list-style-type: none"> <li>Fully upholstered</li> </ul>	<ul style="list-style-type: none"> <li>See website for approved textiles</li> </ul>

Ganging kit 109GK





**Standard textile selection**

<https://ofs.com/resources/textiles>

**Frame construction**

- |               |            |  |
|---------------|------------|--|
| <b>Lounge</b> | Seat       | <ul style="list-style-type: none"> <li>• Plywood top panel</li> </ul>  |
|               | Upholstery | <ul style="list-style-type: none"> <li>• All fabric and leather pieces are cut with automated cutters that utilize precise patterns</li> </ul>                               |
|               | Assembly   | <ul style="list-style-type: none"> <li>• The corners and joints are notched and slotted, and reinforced with glue and/or corner blocks, dowels, screws or staples</li> </ul> |

- |              |            |   |
|--------------|------------|---|
| <b>Walls</b> | Upholstery | <ul style="list-style-type: none"> <li>• All fabric and leather pieces are cut with automated cutters that utilize precise patterns</li> </ul>      |
|              | Assembly   | <ul style="list-style-type: none"> <li>• The corners and joints are reinforced with glue and/or corner blocks, dowels, screws or staples</li> </ul> |

**Foam**

- |        |   |
|--------|---|
| Lounge | <ul style="list-style-type: none"> <li>• 3" Premium grade foam</li> <li>• 40 lb. Compression</li> <li>• 2.3 Density</li> </ul>        |
| Walls  | <ul style="list-style-type: none"> <li>• .25" Thick conventional foam</li> <li>• 95 lb. Compression</li> <li>• 1.8 Density</li> </ul> |