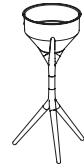
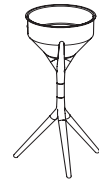


Planter stand RO-29PS

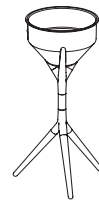
Overall dimensions	17.5"w x 17.5"d x 29"h
Weight	6 lbs.
Cubic feet	7

Planter bowl dimensions 12.15"w x 8.63"d x 12.15"h

Planter stand RO-32PS

Overall dimensions	17.5"w x 17.5"d x 32"h
Weight	7 lbs.
Cubic feet	7

Planter bowl dimensions 12.15"w x 8.63"d x 12.15"h

Planter stand RO-35PS

Overall dimensions	17.5"w x 17.5"d x 35"h
Weight	8 lbs.
Cubic feet	8

Planter bowl dimensions 12.15"w x 8.63"d x 12.15"h


Standard features	Options available
<ul style="list-style-type: none"> • Powder coated metal connectors • European beech legs • Ships assembled • Planter bowl made from ABS plastic 	<ul style="list-style-type: none"> • Finish <ul style="list-style-type: none"> - Standard veneers • Metal finish <ul style="list-style-type: none"> - Standard/studio powder coats • Bowl finish <ul style="list-style-type: none"> - Standard/studio paints

Standard finish selection
<https://ofs.com/resources/finishes>
Construction

- Combination of beech wood legs with powder coated aluminum castings.

Carton/packaging

- Prior to shipping the unit is placed on a carton.
- Ships assembled.