

Pulse building blocks





Table of contents

Height adjustable - desks	3
Height adjustable - runoff desk	4
Height adjustable - bridge return	5
Height adjustable - metal desks	6
Built ups - desks	7
Built ups - peninsula tables	8
Built ups - return bridge corner unit	9
Built ups - credenzas, single pedestal	10
Built ups - credenzas, kneespace storage	11
Built ups - cockpit desk components	12-13
Built ups - 3/4 desk components	14-15
Built ups - shell desk credenza	16
Worksurface storage - transaction counter	17
Worksurface storage - bookcase organizer	17
Worksurface storage - layering storage box	18
Worksurface storage - highback organizer	19
Wallmounts - organizers	20
Wallmounts - shelf storage box	21
Free standing storage - bench height cabinets	22
Free standing storage - towers	23
Free standing storage - lateral files bookcases	24
Free standing storage - mobile pedestals	24
Modular - desk surfaces supports	25
Modular - 22"d worksurface drawer pedestals	26
Modular - storage pedestals	27
Modular - worksurface supports	28
Lighting	29
Power supplies	30
Works accessories	31-32
Wire management	33

Height adjustable Desks

General

- 3" recessed static modesty available as full or half height. Half modesty will inset between pedestals, and/or panel base
- Half height modesty creates 11" of wall access space at the bottom of the desk
- Optional height adjustable partial modesty, fixed to underside of surface. Partial modesty is 14"h
- Lock cores for pedestal desks located inside the kneespace area
- Optional center drawer, see accessories section
- Optional grommets: right, left, or right and left
- **Note:** Not recommended for use with tackboards

Double pedestal desk

- 30x66, 30x72, 36x72
- 66"w has 34.25"w kneespace
- 72"w has 40.25"w kneespace

Single pedestal desk

- 30x66, 30x72, 36x72
- 66"w has 51.125"w kneespace
- 72"w has 55.125"w kneespace

Shell desk

- 30x60, 30x66, 30x72, 36x72
- Panel bases are 5.5"w on user side
- Straightener rail included on desks 66"w and wider

Approach side



Half static modesty (HMNP)
4-7230HARPD-3 shown



Half static modesty with partial (HMWP)



Full static modesty (FMNP)



Full static modesty with partial (FMWP)

User side



Double pedestal
4-7230HADP-3 shown




Single pedestal
4-7230HARPD-3 shown



Shell
4-7230HASHEL-3 shown

Grommets



Plan view
optional left and right grommets

Height adjustable Runoff desk

- 30x68, 30x74
- Handed left or right
- Optional height adjustable partial modesty panel attaches to worksurface
- Bench height cabinet with open shelves
- Removable outside finished end panel
- Wire management column provided
- Optional center drawer, see accessories section
- Optional surface grommets: left, right, or left and right
- Optional pedestal grommet: user side of height adjustable column
- **Note:** Not recommended for use with tackboard



User side
4-7230HALSHC2-3 shown



Approach side with optional modesty
(GJ)



Optional pedestal grommet
user side (H4J)

Grommets



Plan view
optional left and right grommets

Height adjustable Bridge | return

General

- Widths: 42"w or 48"w
- Depth: 22"d
- Short grain direction on worksurface
- Center grommet standard
- Wire management column provided within units
- 1" clearance created between adjacent worksurface for safety
- Two outside back options: finished outside back, or finished back with grommet. Both are standard options
- **Note:** Not recommended for use with tackboards
- **Note:** Monitor arms cannot be clamp or grommet mounted, surface mount is needed

Bridge

- Bridge has removable inside back panel for wire management access
- **Note:** Bridge must be attached on both sides

Return

- Return is handed left or right
- Return pedestal can be specified as box/box/file (C5A), or as a file/file (C5B)
- Lock cores for pedestal located inside the kneespace area
- **Note:** Return must be attached on open side

Bridge and return



Bridge
4-2248HABR2-3 shown



Return - shown with file/file (C5B)
4-2248HARPR2-3



Plan view
Standard center grommet

Outside back options



Finished (LX)



Finished with grommet (H4E)

Height adjustable Metal desks

Metal base table desk

- Surface sizes: 30x48, 30x54, 30x60, 30x66, 30x72, 36x72
- Long grain direction
- Optional partial modesty attaches to underside of worksurface
- Offset square column leg, flat base foot with glide
- Optional grommets: left, right, or left and right

Metal base bridge/return

- Widths: 42" and 48"w
- Depth: 22"d
- Short grain direction
- Optional partial modesty attaches to underside of worksurface
- Offset square column leg, flat base foot with glide
- Center grommet standard

Metal base table desk



User side, no modesty
4-7230HAD-3 shown



Approach side, with partial modesty (GJ)



Plan view
optional left and right grommets


Metal base bridge/return



User side, no modesty
4-2248HAB-3 shown



Approach side, with partial modesty (GJ)

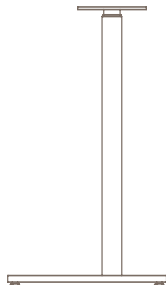


Plan view
Standard center grommet

Details



Leg detail



Offset leg

Built ups Desks

General

- Full or half height modesty. 3" recessed modesty panel on 30"d desks. 9" recessed modesty on 36"d desks. Half modesty will inset between pedestals, and/or end panels
- Half height modesty creates 11" of wall access space at the bottom of the desk
- Lock cores for pedestal desks located inside the kneespace area
- Optional grommets: right, left, or right and left
- Optional center drawer, see accessories section

Double pedestal desk

- Rectangular: 30x60, 30x66, 30x72, 36x72
- Bow: 36x72 (30"d end panels)
- 60"w has 28.25"w kneespace
- 66"w has 34.25"w kneespace
- 72"w has 40.25"w kneespace

Single pedestal desk

- Rectangular: 30x66, 30x72, 36x72
- Bow: 36x72 (30"d end panels)
- 66"w has 51.125"w kneespace
- 72"w has 55.125"w kneespace
- Handed left or right

Shell desk

- 30x72 or 36x72
- Can be used with modular pedestals 4-1626MBFC or 4-1626MFFC only, see modular drawer pedestal section
- **Note:** Cannot use modular peds with half height modesty. Suggested to use mobile pedestal

Approach side



Rectangular/Shell full modesty (FLMD)
(see models under user side images)



Bow front full modesty (FLMD)
4-7236FDPB (double pedestal)
4-7236FRPDB (single pedestal)



Half modesty (HLMD)
shown on single pedestal desk

User Side



Double pedestal desk
4-7230FDP shown



Single pedestal desk
4-7230FRPD shown



Shell desk
4-7230SHEL shown

Grommets



Plan view rectangular desk
optional left and right grommet shown



Plan view bow front desk
optional left and right grommet shown

Built ups Peninsula tables

General

- Handed left or right
- Metal cylinder, 4" d
- 12" h laminate modesty
- Optional grommet along end panel depth
- Optional center drawer, see accessories page
- **Note:** Cannot be used as freestanding unit

Bullet

- 30x66, 36x72, 36x84

P-shape

- Depth: 36" d at narrow end, 42" d at widest point
- Widths: 72" w, or 84" w
- Straight edge is on user side

Bullet



Bullet
4-7242EBTR/CB4 shown



Plan view
Optional grommet location

P-shape



Bullet
4-7242EPTR/CB4 shown



Plan view, right hand shown
Optional grommet location

Post base



Metal cylinder

Built ups Return | bridge | corner unit

General

- Center grommet standard. Additional grommets can be specified in any combination of left, right and center
- **Note:** Bridge must be connected on both sides and return must be connected on open end. Cannot be standalone units

Return

- 22x42 or 22x48, handed left or right
- Return pedestal can be specified as box/box/file, or as a file/file
- Full or half back panel
- Optional wire access slot available on full back panel only
- Half height back panel creates 11" of wall access space at the bottom of the desk

- Lock cores for pedestals located inside the kneespace area

- **Note:** Cannot be used with cockpit corner unit

Bridge

- 22x42 or 22x48
- Hinged modesty with latches standard, optional wire access slot. **Note:** Bridge with wire access option, or when attached to a height adjustable desk, loses hinge modesty capability
- **Note:** Cannot be used with cockpit desks

Corner unit

- 36x36 or 42x42, connecting ends are 22"d
- Grain direction: runs front to back, perpendicular to user side
- Grommet in worksurface corner and end panels standard
- **Note:** Cannot be used as a freestanding unit or with cockpit desk components

Return



Full height back panel (FMLD) with file/file pedestal (CB5)
4-2248FRPR shown



Half height back panel (HLMD) shown with file/file pedestal (CB5)



Return back with optional access slot (V8) (full modesty only)

Bridge



4-2248BR shown



Optional access slot (V8)

Grommets - return and bridge



Plan view - Center grommet standard. optional left and right grommets

Corner



4-3636CU shown



Plan view
standard corner grommet

Built ups Credenzas, single pedestal

General notes

- Handed left or right
- Full or half modesty back panel. Half modesty will inset between pedestals, and/or end panels
- Optional wire access slot available on full modesty only
- Half height modesty creates 11" of wall access space at the bottom of the desk
- Center grommet standard. Additional grommets can be specified in any combination of left, right and center

File/file

- 22x60, 22x66, 22x72
- Two file drawers

Lateral file

- 22x72
- Two 30"w lateral file drawers

Multi file

- 22x72
- Two box drawers, one file drawer, and one 30"w lateral file drawer



File/file, full modesty (FLMD)
5-7222FCRR2 shown



Half modesty (HLMD)
shown on file/file credenza



Optional access slot for single pedestal (V8)
for full modesty only




Lateral file
4-7222CRRL shown



Multi file
4-7222CRRM shown



Optional access slot for lateral/multifile (V8)
for full modesty only



Plan view
Center grommet standard. optional left and right grommets

Built ups Credenzas, kneespace | storage

Kneespace credenzas

- 22x60, 22x66, 22x72
- 60"w has 28.25"w kneespace
- 66"w has 34.25"w kneespace
- 72"w has 40.25"w kneespace
- Four file drawers, letter or legal filing
- Full or half modesty back panel. Half modesty will inset between pedestals, and/or end panels
- Optional wire access slot available on full modesty only
- Half height modesty creates 11" of wall access space at the bottom of the desk
- Center grommet standard. Additional grommets can be specified in any combination of left, right and center

Storage credenzas

- Finished back for all storage credenzas
- Double pedestal/door credenza
 - 22x60, 22x66, 22x72
 - Four file drawers, adjustable shelf behind center hinged doors
- Lateral file
 - 22x60
 - Four lateral file drawers
 - Anti tilt mechanism
- Buffet
 - 20x71
 - Two drawers, four doors. Adjustable shelf behind each set of doors

Kneespace credenza




User side with full modesty (FLMD)
4-7222FCR shown



User side with half modesty (HLMD)



Optional wire access slot (V8)
for full modesty only



Plan view - Center grommet standard. optional left and right grommets

Storage credenzas



Pedestal/door
4-7222FCRD shown



Lateral
4-6022CLF



Buffet
4-7036BCC

Built ups Cockpit desks

General

- Optional grommet along end panel on connecting side
- Use cockpit desks with cockpit corner units and cockpit returns only

Bullet

- 48x72 peninsula desk
- Requires 4-CB4 or 4-SB4 support base. See modular desk surfaces section
- One end panel along connecting side, 48" w
- Handed left or right
- Optional center drawer, see accessories section
- **Note:** Cannot be used as a freestanding unit

Straight front

- 48x72 single pedestal desk
- Full fixed 9" recessed modesty panel
- 36" end panel along pedestal side, 48" end panel along connecting edge
- Lock cores for pedestal desks located inside the kneespace area
- Handed left or right

Bow front

- 48x72 single pedestal desk
- Full fixed recessed modesty panel, 3" at ends and 9" at bow
- 36" end panel along pedestal side, 48" end panel along connecting edge
- Lock cores for pedestal desks located inside the kneespace area
- Handed left or right

Bullet



User side
4-7248LBTF shown

Plan view
optional grommet

Straight front



User side
4-7248LPDC shown

Plan view
optional grommet

Bow front



User side
4-7248LPDCB shown

Plan view
optional grommet

Built ups Cockpit return | corner

Return

- 22x42 or 22x48, handed left or right
- Long grain direction on worksurface
- Return pedestal can be specified as box/box/file, or as a file/file
- Full or half modesty back panel
- Optional wire access slot available on full modesty only
- Half height modesty creates 11" of wall access space at the bottom of the desk
- Lock core for pedestals located inside the kneespace area

- Center grommet standard, additional grommets can be specified in any combination of left, right, and center
- **Note:** Use with cockpit desks and corners only

Corner

- 48"w x 52"d
- Handed left or right
- Grain runs parallel to 48" side
- Standard grommet in corner
- **Note:** Use with cockpit desks and returns only

Return



Full modesty (FLMD) with file/file (C5B)
4-4822FRPRC shown




Half modesty (HLMD) with file/file (C5B)



Optional access slot (V8)
(full modesty only)



Return in desk set up



Plan view - Center grommet standard. optional
left and right grommets


Corner



4-4852LCU shown



Corner in desk set up



Plan view
optional grommet

Built ups 3/4 pedestal, desks | return

Desks

- Full fixed 3" recessed modesty panel. 9" recessed modesty on 36"d desks
- Double pedestal
 - 30x60, 30x66, 30x72 and 36x72
 - Two file drawers, two box drawers
- Single pedestal
 - 30x66, 30x72, 36x72
 - One file drawer, one box drawer
 - Handed left or right
- Optional center drawer, see accessories section
- Optional grommet: right, left, or right and left

Return

- 22x42 or 22x48, handed left or right
- Full back panel standard, optional wire access slot
- **Note:** Cannot be used with cockpit corner unit
- Center grommet standard. Additional grommets can be specified in any combination of left, right and center

Desks



Approach side



User side
4-7230DP shown



User side
4-7230RPD shown

Return



4-2248RPR shown



Optional wire access slot (V8)

Grommets



Plan view desk
optional left and right grommets



Plan view return
center grommet standard
optional left and right grommets

Built ups 3/4 pedestal, credenzas

File/door

- 22x66, 22x72
- Two file drawers, two box drawers, two hinged doors. Stationary bottom shelf behind doors

Kneespace

- 22x66, 22x72
- Two file drawers, two box drawers

Single pedestal

- 22x66, 22x72
- One file drawer, one box drawer
- Handed left or right
- Full back panel standard, optional wire access slot

Grommets

- Available for kneespace/single pedestal credenzas
- Center grommet standard
- Additional grommets can be specified in any combination of left, right and center

File/door



4-7222CRD shown

Kneespace



4-7222CR shown

Single pedestal



4-7222CRL shown



optional wire access slot (V8)

Grommets



Plan view kneespace/single pedestal credenza
center grommet standard
optional left and right grommets

Built ups Shell desk | credenza

Shell desk

- 30x72, 36x72
- Full fixed 3" recessed modesty panel. 9" recessed modesty on 36"d desks
- See modular pedestal section for optional storage
- Optional grommets: any combination of right, and left

Shell credenza

- 22x72
- Finished back
- See modular pedestal section for optional storage
- Optional grommets: any combination of right, left and center locations

Shell desk



User side, full modesty (FLMD)
4-7230SHEL shown



Approach side, half modesty (HLMD)
4-7230SHEL shown



Plan view desk
optional left and right grommets

Shell credenza



4-7222SHEL



4-7222SHEL



Plan view credenza
optional left and right grommets

Worksurface storage Transaction counter

- Use on 66"w and 72"w desks
- 14.13"d x 14"h
- Optional task light, see lighting section

Transaction counter



User side
4-7214TC shown



Approach side

Worksurface storage Bookcase organizer

- For use on desks, returns, credenzas and two drawer lateral files
- Widths: 30"w and 36"w
- Depth: 14"d
- Height: 42.5"h
- One stationary and one adjustable shelf
- Finished back



4-3043BC2 shown



shown on credenza

Worksurface storage Layering storage box

- 13"d x 10"h
- Two openings: 30"w, 36"w, 42"w
- Three openings: 48"w
- Four openings: 54"w, 60"w, 66"w, 72"w, 78"w, 84"w
- Two wide openings: 54"w, 60"w, 66"w, 72"w, 78"w, 84"w
- Six openings: 90"w, 94"w, 96"w, 100"w, 106"w
- Rests directly on worksurface
- Finished back
- **Note:** 54"w and wider storage boxes can span across multiple worksurfaces. Maximum of 48"w unsupported workspace span



Two openings
4-3610SB shown



Three openings
4-4810SB



Two wide openings
4-7210SB2 shown



Four openings
4-7210SB shown



Six openings
4-10010SB shown

Work surface storage Highback organizer

General

- Depth: 15"d
- Widths: 60"w, 66"w, 72"w, 78"w, 84"w, 90"w, 96"w, 106"w
- Height: 42.5"h
- 23.9375" clearance from worksurface top to bottom of cabinet
- Widths 60-84"w feature four hinged doors
- Models 90"w and up feature six hinged doors
- Finished back with wire management
- Optional tackboard
- Optional task light, see lighting page

Door styles

- Full panel laminate (standard), optional locking available
- Silver frame with frosted acrylic insert

Tackboards

- Fully upholstered or tackboard/markerboard/tackboard combination
- Markerboard is white laminate
- Tackboard for 106"w highback is two pieces
- **Note:** Tackboard is separate model number. Tackboard/white markerboard/tackboard combination is specified within the highback organizer model

Door organizers



4-7243HD4-2 shown



Silver frame with frosted acrylic insert (JC)

Tackboards



Full tackboard
FT1087 shown



Tackboard/markerboard/tackboard (W4)
(specify within highback organizer model)

Wallmounts Organizers

Hinged Door Organizer

- Widths: 30"w, 36"w, 42"w, 48"w, 60"w, 66"w, 72"w
- Depth: 15"d
- Height: 18.63"h
- Widths 30-42"w feature two hinged doors, 48"w three hinged doors, 60"-72"w four hinged doors
- Optional task light, see lighting page

Hinged door styles

- Full panel laminate (standard), optional locking available
- Silver frame with frosted acrylic insert

Shelf organizer

- Widths: 30"w, 36"w, 42"w
- Depth: 14"d
- Height: 18.63"h
- Open top shelf
- Optional finished back
- Optional task light, see lighting section

Tackboards

- **Note:** For use with wallmount organizers only. Cannot be used as stand alone or mounted directly to the wall
- Tackboards for 100"w and 106"w organizers are two pieces

Hinged door organizers



4--7221HDW4 shown



Optional Silver frame with frosted acrylic insert doors

Shelf organizer



(2) 4-3619HSW shown

Tackboard



FT2069 shown

Wallmounts Shelf | storage box

- **Note:** not for use with tackboards or tasklights

Wall shelf

- Floating shelf
- 8"d x 1"h
- Widths: 12"w, 30"w, 36"w, 42"w, 48"w, 54"w, 60"w, 66"w, 72"w
- 5 lb max per linear foot
- Can be combined with other shelves and overheads
- Optional black trim strip. Provides a stop on the front edge of the shelf for resources to rest against

Wallmount storage box

- Unfinished back
- 13"d x 10"h
- Widths: 30"w, 36"w, 42"w, 48"w, 54"w, 60"w, 66"w, 72"w, 78"w, 84"w, 90"w, 94"w, 96"w, 100"w, 106"w
- 30-42"w two openings, 48"w three openings, 54-84"w has choice of two large openings, or four openings, and 90-106"w has six openings

Wall shelf



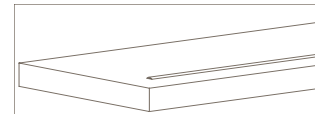
4-7208WS shown



Double mounted



Shelf with overhead



Optional shelf trim strip (B3Z)

Storage Box



4-7210SBW shown



4-7210SBW2 shown

Free standing storage Bench height cabinets

Cabinets

- 19" h
- Single (22x30), double (22x60) and triple (22x90)
- Use alone or with shell desks and credenzas
- Standard with open shelf in each cabinet section
- Additional cabinet configurations in any combination: four tray drawer, tray/file drawer

Cushions

- Optional cushion for use with bench height cabinets. Cushion does not need to cover entire bench width
- Total height of bench with cushion is 20.5" h
- Single (22x29.88), double (22x59.88), and triple (22x89.88)

Cabinet standard



standard shelf
4-3022SHC



standard shelf
4-6022SHC



standard shelf
4-9022SHC

Additional cabinet configurations



Four tray (Z2) | tray/file (Z3)

Cushions



Single
4-3022SC



Double
4-6022DC



Triple
4-9022TC

Free standing storage Towers

Wardrobe

- 15.63"w x 24"d x 72.5"h
- Door hinges left or right
- Full length storage with hanging bar
- One adjustable shelf
- Finished back
- Optional locking

Storage wardrobe

- Widths: 30" and 36"w
- Depth: 22"d
- Height: 72.5"h
- Two hinged doors
- Left side: one stationary and three adjustable shelves
- Right side: wardrobe with metal coat rod and one adjustable shelf
- Finished back
- Optional locking

Storage cabinet with laterals

- Widths: 30" and 36"w
- Depth: 22"d
- Height: 72.5"h
- Top section: two hinged doors and two adjustable shelves
- Bottom section: two lateral file drawers and two adjustable shelves
- Anti tilt mechanism

Wardrobe



4-7216RSW shown

Storage wardrobe



4-7230SW shown

Storage cabinet with laterals



4-7230SCI shown

Free standing storage Lateral files | bookcases

Lateral files

- Widths: 30"w and 36"w
- Depth: 22"d
- Heights: 29.94"h (two drawers) and 57.69"h (four drawers)
- Anti tilt mechanism included
- Finished back

Bookcases

- Widths: 30"w and 36"w
- Depth: 14"d
- 29.94"h: one stationary and one adjustable shelf
- 48.5"h: one stationary and two adjustable shelves
- 60.5"h: two stationary and two adjustable shelves
- 72.5"h: two stationary and three adjustable shelves
- Finished back

Lateral files



2 Drawer lateral
4-3022LF2 shown

4 Drawer lateral
4-3056LF4 shown

Bookcases



29.94"h
4-3030BC shown

48.5"h
4-3048BC shown

60.5"h
4-3060BC shown

72.5"h
4-3072BC shown

Free standing storage Mobile pedestals

Mobile pedestal, finished top

- 15.63"w x 20.75"d x 25.38"h
- Box and file drawer
- Finished top
- Exposed casters

Mobile pedestal, cushion top

- 15.63"w x 20.75"d x 20.94"h
- Tray and file drawer
- Seat cushion
- Recessed casters



Finished top
4-1621MP



Cushion top
4-1621MPC

Modular Desk surfaces | supports

General

- **Note:** Cannot be used as freestanding unit
- To be used with modular pedestals, end panels and leg supports
- 84" w required modesty or additional support
- Optional center drawer, see accessories section

Rectangular

- Use as main worksurface with modular supports
- Widths: 66", 72", 78", and 84"
- Depth: 30" or 36"d
- Optional grommet: right, left, or right and left

P-shaped

- Widths: 72" or 84"
- Depth: 42" at widest point, 36"d along narrow end
- Use with 4-CB4 or 4-SB4 and end panel
- Handed left or right

Bullet

- Widths: 30x66, 36x72, 36x84
- Use with 4-CB4 or 4-SB4 and end panel

P-shape/bullet bases

- Used to support shaped ends on bullet, P-shaped, and cockpit desk surfaces
- 4-CB4: metal, cylinder, 4"d
- 4-SB4 laminate, tapered, 3.5x3.5

P-shape/bullet end panel

- 4-2930TEP: use with 30"w bullet surfaces
- 4-2936TEP: use with 36"w p-shaped and bullet surfaces
- Brackets required when modesty is not used

P-shape/bullet optional partial modesty

- Modesty styles: laminate or silver frame with frosted acrylic insert, 12"h
- 48"w modesty used with 30x60 bullet tables
- 51"w modesty used with 36x72 bullet tables, 48x72 cockpit bullet tables and 42x72 P-shaped tables
- 63"w modesty used with 36x84 bullet tables, and 42x84 p-shaped tables

Rectangular 30/36"d



4-7230MCt shown
optional left and right grommet

Peninsula surfaces



P-shape
4-7242LPT shown



Bullet
4-7236BT shown

Bases



4-CB4



4-SB4

P-shape/bullet end panel



4-2930TEP shown

Partial modesty



Laminate
4-1252TMP shown



Silver frame
4-1252TMPG shown

Modular 22"d worksurface | drawer pedestals

22"d worksurface

- Use as return and credenza worksurfaces, long or short grain
- Long grain widths: 30"-96"w in 6" increments
- Short grain widths: 30"-60"w in 6" increments
- Depth" 22"d
- Maximum unsupported worksurface span is 48"w
- Maximum unsupported worksurface span when using back panel is 72"w
- Optional grommet: any combination of right, left and center locations

Drawer pedestals general

- Cannot be used as freestanding pedestals
- Use with modular cabinet backs or filler panels

Box/box/file

- Use 4-1626MBFC with shell desk 4-7236SHEL.
Note: Use with full height modesty only
- Use 4-1625MBFC, 4-1629MBFC pedestals with 30"d and 36"d worksurfaces
- Use 4-1635MBFC pedestals with 36"d worksurfaces
- Use 4-1621MBFC pedestals with 22" worksurfaces or shell credenza 4-7222SHEL

File/file

- Use 4-1626MFFC with shell desk 4-7236SHEL.
Note: With full height modesty only
- Use 4-1625MFFC, 4-1629MFFC pedestals with 30"d and 36"d worksurfaces
- Use 4-1635MFFC pedestals 36"d worksurfaces
- Use 4-1621MFFC pedestals with 22" worksurfaces or shell credenza 4-7222SHEL


Lateral file

- 30"w or 36"w, 20.75"d
- Anti tilt mechanism
- Use with 22" worksurfaces or shell credenza 4-7222SHEL

Multi file

- 30"w x 20.75"d
- Left or right handed
- Use with 22" worksurfaces or shell credenza 4-7222SHEL

22"d worksurfaces



4-4822MCT shown (long grain)
optional left, right and center grommet



4-2248MCT shown (short grain)
optional left, right and center grommet

File/file



4-1621MBFC shown

Box/box/file



4-1621MFFC shown

Lateral file



4-3021MFC shown

Multifile



4-3021MMFL (left)



4-3021MMFR (right)

Modular Storage pedestals

- **Note:** Cannot be used as freestanding pedestals
- Use with 22" worksurfaces or shell credenza 4-7222SHEL

Shelf pedestals

- Open (20"d) or hinged door (20.75"d)
- 30"w or 36"w
- One stationary and one adjustable shelf

CPU pedestal

- 30"w x 20.75"d
- Features open back on left, and adjustable shelf on right side

Shelf pedestals



Open
4-3021MOC shown



Hinged door
4-3021MDC shown

CPU pedestal



4-3021MCP



CPU elevation

Modular Worksurface supports

- End panels: Use 4-2930MEP and 4-2936MEP with 30"d or 36"d worksurfaces. Use 4-2922MEP for 22"d worksurfaces. Must be used with back panel or 4-2812SP. Use 4-2922TEP for full end panel applications
- Support panel is used to create L support, use with end panel or back panel
- Support base is used to support 48"w or longer worksurfaces
- Filler panel is used to fill surface overhang gap behind modular pedestal when back panel is not used
- Wing end assemblies are used to create a breakfront modesty on desk approach side for 30"d and 36"d surfaces. Handed left and right
 - 4-1626_WA: use with 30"d worksurface with 4" overhang
 - 4-1630_WA: use with 30"d worksurfaces, no overhang
 - 4-1636_WA: use with 36"d worksurfaces, no overhang
 - Use with desk modesty 4-29__MCB
- Desk modesty is used between two pedestals, two wing assemblies, or one pedestal and one wing assembly. For use on 66"w, 72"w, 78"w, and 84"w modular worksurfaces
- Back panels, vertical grain: 30"-96"w in 6" increments. Use to finish pedestal backs, or span entire modular surface widths. Finished back, optional wire access slot
- Back panels, horizontal grain: 15.63"w, and 30"- 60"w in 6" increments. Use to finish pedestal backs, or span entire modular surface widths. Finished back, optional wire access slot
- Back panel, fold down: Use to maintain quick access to wall power. Spans any width between 12"-94"w in 1/16" increments. Unfinished back. 12"-48"w, one fold down access panel. 48.0625"-94"w, two fold down access panels and center cantilever support
- Tapered leg: tapers from 2.5" at top to 1" at bottom. Supports 22"d worksurfaces. Black or satin nickel, set of two
- Worksurface straightener is used when a span of unsupported worksurface is greater than 48"w. Use one for 22"d worksurfaces, and two for 30"d or 36"d worksurfaces
- Mounting block used with pencil drawer when worksurface straighteners are used. Four per package, black
- Wallmount bracket: Use to support 22"d worksurfaces when wall support base or panel cannot be used between pedestals and/or end panels



End panel
4-2922MEP shown



Support panel
4-2812SP



Support base
4-1212SB



Filler panel
4-2904BFP



Wing end assemblies
4-1630LWA shown (left)
4-1630RWA shown (right)



Desk modesty
4-2941MCB shown



Back panel vertical grain
optional wire access
4-2948MCB shown




Back panel horizontal grain
no wire access
4-4829MCB shown



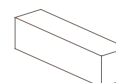
Back panel with fold down access
4-29MFBD shown




Tapered legs
MLX-2 (black)
MLC-2 (nickel)



Worksurface straightener
SPTR48 shown



Mounting block
TFBLK



Wallmount bracket
WALBKT-1

Lighting

Task lights

- For wallmount and highback organizers only
- Fluorescent (TL-1, TL-2 and TL-6): TL-1 cannot be used with 30" or 36"w wallmount organizers, on/off switch
- LED warm light (TL-9, TL-10): Black LED task light, on/off switch
- LED Energy Efficient 5200K (TL-14, TL-15, TL-16): Silver frame, On/Off Switch
- LED task light efficient 3000K_TL-27 TL-28 TL-29 TL-30: Black alloy frame, touch and hold dimming

Tilly

- 6" diameter table top base or clamp mount. **Note:** Clamps to worksurfaces 0.5"-1.25" thick
- Single or double arm
- Powder coated aluminum
- Brightness dimming
- 3' silver cord and 9' black 18 WATT wall transformer
- Automatic shutoff after 10 hours
- Optional USB

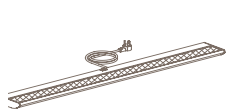
Ella

- Two heights: freestanding floor lamp or surface mounted
- Frosted acrylic diffuser
- Powder coated aluminum/steel
- Brightness dimming
- 11' cord
- Automatic shutoff after 10 hours
- Optional 2-amp USB-A charging ports (surface mount only)
- **Note:** Surface mount requires a 3.5" diameter hole and mounts to a surface that is .935" to 1.185" thick

JoJo

- Pendant lamp
- Powder coated aluminum shade
- Opal glass diffuser
- 10' cord
- Full range dimming with wireless control

Task lights




Fluorescent
TL-1, TL-2, TL-6



LED
TL-9, TL-10



LED
TL-14, TL-15, TL-16



LED
TL-27, TL-28, TL-29, TL-30

Tilly



LCA-TL3BM shown

Ella



LCA-TL1

JoJo



LCA-PL1

Power supplies

- OFS offers a wide variety of recessed, undermount, and clamp mounted power supplies. You can view all available power options through this [link](#)



PS-3UM



PS-3CM



PS-77



PS-69



PS-71



PS-92



PS-100



PS-90

Work accessories

Coop

- 13.5" w x 9.5" d x 7.5" h
- Powder coated aluminum
- Solid white oak handle
- Divided storage compartments

Skid

- 3.5" w x 8.5" d x 3" h
- Powder coated steel base and pencil cup
- Integrated solid white oak tray

Prio

- Nesting storage vessels. 3 piece set in two finish palettes: Neutral and Earth
- 2.5" w x 2.5" d
- Heights: 3", 4.13" and 5.25" h all included
- Powder coated aluminum and thermoplastic
- Removable rubber bottoms for water resistance and easy cleaning

Porter

- Formed aluminum planter
- Width: 15"
- Heights: 17" h, 25" h, and 35" h
- Depths: 15" d and 30" d
- Height adjustable inner-tray accepts standard liners
- Ships flat packed
- No tools necessary for assembly
- Plastic liner included

Duke

- 1.75" w x 1.5" d x 3.25" h
- Solid ash
- Metal stud and plastic wall anchor for mounting

Coop



LCA-DC1

Skid



LCA-DT01

Prio



LCA-NSV1
Earth shown

Porter



LCA-PL15_____

Duke



LCA-WH1

Work accessories Continued

Keyboard trays

- Keyboard Arm KBA-1 and Wood Tray WKT to be used together
- Keyboard Arm KBA-2: Arm assembly with built in clamps, no additional tray needed
- Keyboard KBA-3 features integrated keyboard and mouse tray
- Wood Keyboard Tray WK/S: extendable tray

Monitor arms

- Monitor arm MA-1 (single) and MA-1D (double), clamp on

Sit to stand

- Sit to stand monitor/keyboard arm, available with single or double monitor arm
- Desktop sit to stand workstation integrated keyboard tray, space for two monitors, available in white finish

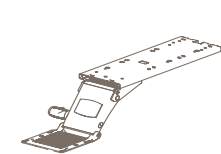
Storage add ons

- Pencil tray not for use with MPD12 multi file pedestal or 12" w pedestals. DA16-1 is for 16" w pedestals, DA19-1 is for 18" w pedestals
- Pencil drawer: black molded plastic, flush mount
- Center drawer with integrated pencil tray mounts to underside of surface. Not compatible with tables that use straighteners or troughs
 - OCD: Use with single and double pedestal desks and peninsula tops with no modesty
 - OCD1: Use with peninsula tops with a modesty

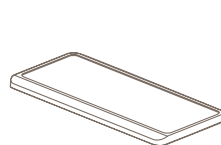
Misc items

- CPU Holder: mounts to underside of surface
- Rare Earth Magnets (MGT-1): use for glass board with anodized backer, set of 5

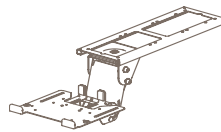
Keyboard trays




Keyboard arm
KBA-1



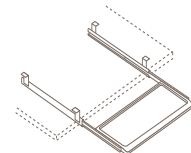
Wood tray
WKT



Keyboard arm
KBA-2

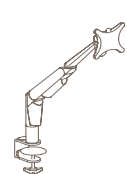


Keyboard tray
KBA-3

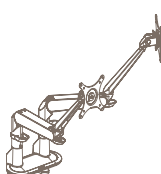


Wood keyboard tray
WK/S

Monitor arms

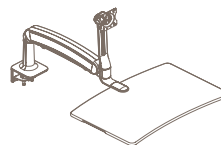


Single arm
MA-1

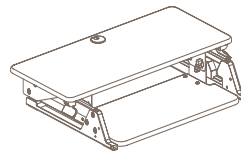


Double arm
MA-1D

Sit to stand

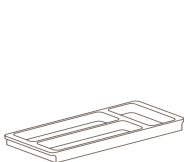


Monitor/keyboard arm
single arm shown
MKA-1S_

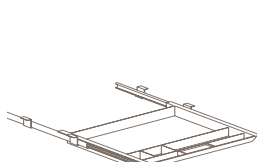


Workstation
SSW-1W

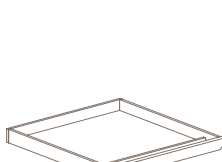
Storage add ons



Pencil tray
DA16-1 / DA19-1

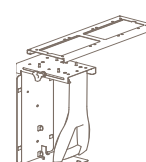


Pencil drawer
PD-1



Center drawer
OCD/OCD1

Misc items



CPU holder
CPUH-1



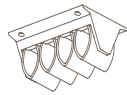
Rare earth magnets
MGT-1

Wire management

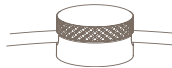
- Velcro wire manager strip comes in pack of four, not intended for heavy duty cabling
- Cable management clip, mounts to underside of surface, three positions, not intended for heavy duty cabling
- Wire management cord stay comes as a set of two, and can manage cords 1/4" diameter along any TFL or veneer item
- Plastic, wire basket, trough and PET wire manager are used to manage user cords horizontally along underside of surface
- Fabric wire manager and table to table connection are commonly used to manage wires that span from a height adjustable surface to a fixed height surface
- Adjustable height wire manager commonly used in stand alone height adjustable table applications




Velcro wire manager
WM-V4



Cable management
undersurface clip
CM30-NR



Cord stay
WMCS



Plastic wire manager
WM2-__



Wire basket manager
WBT-__H



Wire management trough
WMT-__



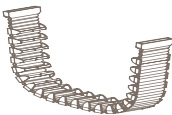
PET wire manager
WM-P__



Fabric wire manager
WM-HA6



Height adjustable
table desk manager
WM-HA



Height adjustable
table to table manager
WM-HA_