



**ALL STANDARD VENEERS**

**CHERRY**

- MOCHA [MMC]  
Quartered or Flat Grain Pattern
- MOLASSES [QEC]  
Quartered Grain Pattern
- SIENNA [MLC]  
Quartered or Flat Grain Pattern

**WALNUT**

- BURNISHED [BUW]  
Quartered or Flat Grain Pattern
- DESERT [DST]  
Quartered Grain Pattern
- EBONY [EBY]  
Quartered or Flat Grain Pattern
- PORT [MVW]  
Quartered or Flat Grain Pattern
- ROOT [MNV]  
Quartered Grain Pattern
- TOFFEE [MGW]  
Quartered Grain Pattern

**MAPLE**

- BLONDE [MBM]  
Quartered or Flat Grain Pattern
- HONEY [MHM]  
Quartered or Flat Grain Pattern

**OAK**

- LINEN [MRO]  
Quartered Grain Pattern
- OSLO [OSL]  
Quartered Grain Pattern
- PECAN [PCO]  
Quartered Grain Pattern
- STEEL [MGO]  
Quartered Grain Pattern

**STUDIO VENEERS (10%)**

- ARABICA [C2Q]  
Quartered Grain Pattern
- SILVER GREY [SVC]  
Quartered Grain Pattern
- WHEAT [C2P]  
Quartered Grain Pattern
- SALVAGED LINEN [SFO]  
Planked Grain Pattern
- SALVAGED ROOT [SFW]  
Planked Grain Pattern

**WOODGRAIN LAMINATES**

**P = HPL**

**CHERRY**

- COGNAC [MGP]  
Flat Grain Pattern
- MOCHA [CMP]  
Flat Grain Pattern
- MOLASSES [QEP]  
Quartered Grain Pattern
- SIENNA [CHP]  
Flat Grain Pattern

**WALNUT**

- BURNISHED [BUP]  
Flat Grain Pattern
- DESERT [DSP]  
Quartered Grain Pattern
- KODIAK [KDP]  
Quartered Grain Pattern
- PORT [VMP]  
Flat Grain Pattern
- ROOT [NWP]  
Quartered Grain Pattern
- TOFFEE [MEP]  
Quartered Grain Pattern

**MAPLE**

- BLONDE [BEP]  
Flat Grain Pattern
- HONEY [HNP]  
Flat Grain Pattern
- OCHRE [TMP]  
Flat Grain Pattern

**OAK**

- LINEN [COP]  
Quartered Grain Pattern
- PECAN [PCP]  
Quartered Grain Pattern
- QUARRY [QRP]  
Quartered Grain Pattern
- STEEL [STP]  
Quartered Grain Pattern

**TEXTURED LAMINATES (10%)**

- NATURAL CHAMPAGNE [NGP]  
Quartered Grain Pattern
- NATURAL STEAMWASH [NHP]  
Quartered Grain Pattern

**CAESARSTONE**

- BLIZZARD [BZC]
- HAZE [HZC]
- JET BLACK [JBC]

**SILESTONE**

- LYRA [LRC]

**SOLID COLOR LAMINATES**

- BLACK [BLP]
- FROSTY WHITE [FWP]
- GREY [GRP]
- PURE WHITE [RWP]
- SLATE GREY [SGP]

**METAL POWDER COAT COLORS**

- BONE WHITE [BWT]
- BUFF [BUFF]
- CHALK [CHLK]
- GOLD [SGLD]
- GRAPHITE [GRPH]
- LUSTER GREY [MSL]
- OILED BRONZE [HIP]
- ONYX [BKO]
- POLAR [POLR]
- SOFT BRONZE [SBRZ]
- WARM GREY [HIF]

**SOLID SURFACE**

- CAMEO WHITE [CWS]
- CONCRETE [CSSS]
- DEEP MINK [DMS]
- MODERN WHITE [MWS]

**STUDIO POWDER COAT (10%)**

*Only on Select Products*

- CADET [CADT]
- CLOVER [CLOV]
- GOLDENROD [GLDN]
- HERON [HERN]
- LATTE [LATT]
- MOSS [MOSS]
- RUSSET [RUSS]
- SUNSET [SUNS]

## ROO TABLE WITH VENEER, HPL, SOLID SURFACE OR STONE STANDARD FEATURES

- 3/4" Thick Tops with Flat Knife Edge
- Powder Coat Aluminum Metal Connectors
- European Beech Legs
- Ships Assembled

### 18" ROUND END TABLE



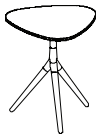
model	w	d	h	wt	cu ft	veneer/HPL	solid surface	stone
RO-18RD15H	18	18	15	9-33	4	\$ 864	\$ 1,778	\$ 2,081

### ROUND END TABLE



model	w	d	h	wt	cu ft	veneer/HPL	solid surface	stone
RO-18RD20H (shown)	18	18	20	10-34	5	\$ 938	\$ 1,851	\$ 2,156
RO-21RD20H	21	21	20	11-44	7	\$ 984	\$ 2,159	\$ 2,642

### TRIANGULAR END TABLE



model	w	d	h	wt	cu ft	veneer/HPL	solid surface	stone
RO-18TR15H	18	18	15	9-33	4	\$ 864	\$ 1,778	\$ 2,081
RO-18TR20H (shown)	18	18	20	10-34	5	\$ 938	\$ 1,851	\$ 2,156
RO-21TR20H	21	21	20	11-44	7	\$ 984	\$ 2,159	\$ 2,642

### OPTIONS

Material Type	Grain Pattern	Top Finish	Leg Finish	Metal Finish
V Veneer	B4Z Quartered	MMC BUW MVW MBM OSL QEC DST MNW MHM PCO MLC EBW MGW MRO MGO	MMC BUW MVW MBM OSL QEC DST MNW MHM PCO MLC EBW MGW MRO MGO	Standard Powder Coats BWT Bone White BUFF Buff CHLK Chalk SGLD Gold GRPH Graphite MSL Luster Grey HIP Oiled Bronze BKO Onyx POLR Polar SBRZ Soft Bronze HIF Warm Grey
	B5A Flat Cut	MMC BUW MVW MHM MLC EBW MBM		
T Laminate	X9 Laminate	HPL Wood Grain Laminate <i>Quartered</i> QEP KDP MEP PCP STP DSP NWP COP QRP <i>Flat Cut</i> MGP CHP VMP HNP CMP BUP BEP TMP <i>Textured Laminate (10% upcharge)</i> NGP NHP  HPL Solid Color Laminate BLP FWP GRP RWP SGP		Studio Powder Coats <b>\$47</b> CADT Cadet CLOV Clover GLDN Goldenrod HERN Heron LATT Latte MOSS Moss RUSS Russet SUNS Sunset
S Solid Surface/Stone	X9 Solid Surface/Stone	Solid Surface CWS Cameo White CSS Concrete DMS Deep Mink MWS Modern White  Caesarstone BZC Blizzard HZC Haze JBC Jet Black  Silestone LRC Lyra		

### HOW TO ORDER

SPECIFY: Material type | grain pattern | top finish | leg finish | metal finish. See page H for the designator finish name.

### MODEL NUMBER

RO-18RD15H

Material Type	Grain Pattern	Top Finish	Leg Finish	Metal Finish
V	B4Z	MLC	MLC	BWT

## ROO TABLE WITH VENEER, HPL, SOLID SURFACE OR STONE STANDARD FEATURES

- 3/4" Thick Tops with Flat Knife Edge
- European Beech Legs
- Powder Coat Aluminum Metal Connectors
- Ships Assembled

### OVAL COFFEE TABLE



model	w	d	h	wt	cu ft	veneer/HPL	solid surface	stone
RO-3624OV15H (shown)	36	24	15	21-82	10	\$ 1,214	\$ 3,402	\$ 4,479
RO-4230OV15H	42	30	15	28-118	14	\$ 1,354	\$ 4,369	\$ 6,121

### OPTIONS

Material Type	Grain Pattern	Top Finish	Leg Finish	Metal Finish
V Veneer	B4Z Quartered	MMC BUW MVW MBM OSL QEC DST MNW MHM PCO MLC EBY MGW MRO MGO	MMC BUW MVW MBM OSL QEC DST MNW MHM PCO MLC EBY MGW MRO MGO	Standard Powder Coats BWT Bone White BUFF Buff CHLK Chalk SGLD Gold GRPH Graphite MSL Luster Grey HIP Oiled Bronze BKO Onyx POLR Polar SBRZ Soft Bronze HIF Warm Grey
	B5A Flat Cut	MMC BUW MVW MHM MLC EBY MBM		
T Laminate	X9 Laminate	HPL Wood Grain Laminate <i>Quartered</i> QEP KDP MEP PCP STP DSP NWP COP QRP <i>Flat Cut</i> MGP CHP VMP HNP CMP BUP BEP TMP <i>Textured Laminate (10% upcharge)</i> NGP NHP  HPL Solid Color Laminate BLP FWP GRP RWP SGP		Studio Powder Coats <b>\$76</b> CADT Cadet CLOV Clover GLDN Goldenrod HERN Heron LATT Latte MOSS Moss RUSS Russet SUNS Sunset
S Solid Surface/Stone	X9 Solid Surface/Stone	Solid Surface CWS Cameo White CSS Concrete DMS Deep Mink MWS Modern White  Caesarstone BZC Blizzard HZC Haze JBC Jet Black  Silestone LRC Lyra		

#### HOW TO ORDER

SPECIFY: Material type | grain pattern | top finish | leg finish | metal finish. See page H for the designator finish name.

#### MODEL NUMBER

RO-3624OV15H

Material Type	Grain Pattern	Top Finish	Leg Finish	Metal Finish
V	B4Z	MLC	MLC	BWT

## ROO TABLE WITH VENEER, HPL, SOLID SURFACE OR STONE STANDARD FEATURES

- European Beech Legs and Post
- Powder Coat Aluminum Metal Connectors
- Ships Assembled

### ROUND LAYERED TABLES



model	w	d	h	wt	cu ft	list
<b>RO-3218RD1518H</b> (shown)	31.5	18	18	19-67	8	\$ 1,292
• Two 18" Tops						
<b>RO-3521RD1518H</b>	34.5	21	18	20-78	10	\$ 1,350
• Two 21" Tops						

### ROUND LAYERED TABLES



model	w	d	h	wt	cu ft	list
<b>RO-3321RD1518H</b>	33	21	18	23-87	9	\$ 1,321
• Upper Top 18", Lower Top 21"						

### OPTIONS

Lower Top Grain Pattern	Lower Top Finish	Upper Top Grain Pattern	Upper Top Finish	Leg Finish	Metal Finish
<b>B4Z</b> Quartered	MMC BUW MVW MBM OSL QEC DST MNW MHM PCO MLC EBY MGW MRO MGO	<b>B4Z</b> Quartered	MMC EBY MHM QEC MVW MRO MLC MNW OSL BUW MGW PCO DST MBM MGO	MMC EBY MHM QEC MVW MRO MLC MNW OSL BUW MGW PCO DST MBM MGO	Standard Powder Coats BWT Bone White BUFF Buff CHLK Chalk SGLD Gold GRPH Graphite MSL Luster Grey HIP Oiled Bronze BKO Onyx POLR Polar SBRZ Soft Bronze HIF Warm Grey
<b>B5A</b> Flat Cut	MMC BUW MVW MHM MLC EBY MBM	<b>B5A</b> Flat Cut	MMC BUW MVW MHM MLC EBY MBM		Studio Powder Coats <b>\$76</b> CADT Cadet CLOV Clover GLDN Goldenrod HERN Heron LATT Latte MOSS Moss RUSS Russet SUNS Sunset
<b>X9</b> Laminate	HPL Wood Grain Laminate <i>Quartered</i> QEP KDP MEP PCP STP DSP NWP COP QRP <i>Flat Cut</i> MGP CHP VMP HNP CMP BUP BEP TMP <i>Textured Laminate \$71</i> NGP NHP	<b>X9</b> Laminate	HPL Wood Grain Laminate <i>Quartered</i> QEP KDP MEP PCP STP DSP NWP COP QRP <i>Flat Cut</i> MGP CHP VMP HNP CMP BUP BEP TMP <i>Textured Laminate \$71</i> NGP NHP		
<b>X9</b> Solid Surface/Stone	Solid Surface CWS Cameo White CSS Concrete DMS Deep Mink MWS Modern White <b>Solid Surface Upcharge:</b> RO-3218RD1518H <b>\$721</b> RO-3521RD1518H <b>\$950</b> RO-3321RD1518H <b>\$950</b> Caesarstone BZC Blizzard HZC Haze JBC Jet Black Silestone LRC Lyra <b>Caesarstone/Silestone Upcharge:</b> RO-3218RD1518H <b>\$1,275</b> RO-3521RD1518H <b>\$1,743</b> RO-3321RD1518H <b>\$1,743</b>	<b>X9</b> Solid Surface/Stone	HPL Solid Color Laminate BLP FWP GRP RWP SGP  Solid Surface CWS Cameo White CSS Concrete DMS Deep Mink MWS Modern White <b>Solid Surface Upcharge:</b> RO-3218RD1518H <b>\$721</b> RO-3521RD1518H <b>\$950</b> RO-3321RD1518H <b>\$721</b> Caesarstone BZC Blizzard HZC Haze JBC Jet Black Silestone LRC Lyra <b>Caesarstone/Silestone Upcharge:</b> RO-3218RD1518H <b>\$1,275</b> RO-3521RD1518H <b>\$1,743</b> RO-3321RD1518H <b>\$1,275</b>		

### HOW TO ORDER

SPECIFY: Lower top material type | lower top grain pattern | lower top finish | upper top material type | upper top grain pattern | upper top finish | leg finish | metal finish. See page H for the designer finish name.

### MODEL NUMBER

RO-3218RD1518H

Lower Top Material Type	Lower Top Finish	Upper Top Grain Pattern	Upper Top Finish	Leg Finish	Metal Finish
V	MLC	B4Z	MLC	MLC	BWT

## ROO TABLE WITH VENEER, HPL, SOLID SURFACE OR STONE STANDARD FEATURES

- European Beech Legs and Post
- Powder Coat Aluminum Metal Connectors
- Ships Assembled

### TRIANGULAR LAYERED TABLES



model	w	d	h	wt	cu ft	list
<b>RO-2918TR1518H</b> (shown)	31.5	18	18	19-67	8	\$ 1,273
• Two 18" Tops						
<b>RO-3521TR1518H</b>	34.5	21	18	20-78	10	\$ 1,330
• Two 21" Tops						

### TRIANGULAR LAYERED TABLES



model	w	d	h	wt	cu ft	list
<b>RO-3221TR1518H</b>	33	21	18	23-87	9	\$ 1,302
• Upper Top 18", Lower Top 21"						

### OPTIONS

Lower Top Grain Pattern	Lower Top Finish	Upper Top Grain Pattern	Upper Top Finish	Leg Finish	Metal Finish
<b>B4Z</b> Quartered	MMC BUW MVW MBM OSL QEC DST MNW MHM PCO MLC EBW MGW MRO MGO	<b>B4Z</b> Quartered	MMC EBW MHM QEC MVW MRO MLC MNW OSL BUW MGW PCO DST MBM MGO	MMC EBW MHM QEC MVW MRO MLC MNW OSL BUW MGW PCO DST MBM MGO	Standard Powder Coats BWT Bone White BUFF Buff CHLK Chalk SGLD Gold GRPH Graphite MSL Luster Grey HIP Oiled Bronze BKO Onyx POLR Polar SBRZ Soft Bronze HIF Warm Grey
<b>B5A</b> Flat Cut	MMC BUW MVW MHM MLC EBW MBM	<b>B5A</b> Flat Cut	MMC BUW MVW MHM MLC EBW MBM		Studio Powder Coats <b>\$76</b> CADT Cadet CLOV Clover GLDN Goldenrod HERN Heron LATT Latte MOSS Moss RUSS Russet SUNS Sunset
<b>X9</b> Laminate	HPL Wood Grain Laminate <i>Quartered</i> QEP KDP MEP PCP STP DSP NWP COP QRP <i>Flat Cut</i> MGP CHP VMP HNP CMP BUP BEP TMP <i>Textured Laminate \$71</i> NGP NHP	<b>X9</b> Laminate	HPL Wood Grain Laminate <i>Quartered</i> QEP KDP MEP PCP STP DSP NWP COP QRP <i>Flat Cut</i> MGP CHP VMP HNP CMP BUP BEP TMP <i>Textured Laminate \$71</i> NGP NHP		
<b>X9</b> Solid Surface/Stone	Solid Surface CWS Cameo White CSS Concrete DMS Deep Mink MWS Modern White <b>Solid Surface Upcharge:</b> RO-2918TR1518H <b>\$651</b> RO-3521TR1518H <b>\$840</b> RO-3221TR1518H <b>\$840</b> Caesarstone BZC Blizzard HZC Haze JBC Jet Black Silestone LRC Lyra <b>Caesarstone/Silestone Upcharge:</b> RO-2918TR1518H <b>\$1,126</b> RO-3521TR1518H <b>\$1,520</b> RO-3221TR1518H <b>\$1,520</b>	<b>X9</b> Solid Surface/Stone	Solid Surface CWS Cameo White CSS Concrete DMS Deep Mink MWS Modern White <b>Solid Surface Upcharge:</b> RO-2918TR1518H <b>\$651</b> RO-3521TR1518H <b>\$840</b> RO-3221TR1518H <b>\$651</b> Caesarstone BZC Blizzard HZC Haze JBC Jet Black Silestone LRC Lyra <b>Caesarstone/Silestone Upcharge:</b> RO-2918TR1518H <b>\$1,126</b> RO-3521TR1518H <b>\$1,520</b> RO-3221TR1518H <b>\$1,126</b>		

### HOW TO ORDER

SPECIFY: Lower top material type | lower top grain pattern | lower top finish | upper top material type | upper top grain pattern | upper top finish | leg finish | metal finish. See page H for the designer finish name.

### MODEL NUMBER

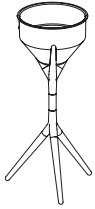
RO-2918TR1518H

Lower Top Material Type	Lower Top Finish	Upper Top Grain Pattern	Upper Top Finish	Leg Finish	Metal Finish
V	MLC	B4Z	MLC	MLC	BWT

## ROO PLANTER STAND AND COAT RACK STANDARD FEATURES

- Powder Coat Aluminum Metal Connectors

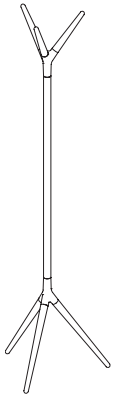
### PLANTER STAND



model	w	d	h	wt	cu ft	list
RO-29PS	17.5	17.5	29	6	7	\$ 1,017
RO-32PS	17.5	17.5	32	7	7	\$ 1,047
RO-35PS	17.5	17.5	35	8	8	\$ 1,067

- European Beech Legs
- Planter Bowl made from ABS Plastic
- Ships Assembled

### COAT RACK



model	w	d	h	wt	cu ft	list
RO-2267CR	22	22	66.5	7	23	\$ 1,122

- European Beech Legs and Post
- Ships KD

### OPTIONS

Finish	Metal Finish	Bowl Finish (RO-29PS, RO-32PS, RO-35PS only)
<b>MMC</b> EBY MHM <b>QEC</b> MVW MRO <b>MLC</b> MNW OSL <b>BUW</b> MGW PCO <b>DST</b> MBM MGO	Standard Powder Coats <b>BWT</b> Bone White <b>BUFF</b> Buff <b>CHLK</b> Chalk <b>SGLD</b> Gold <b>GRPH</b> Graphite <b>MSL</b> Luster Grey <b>HIP</b> Oiled Bronze <b>BKO</b> Onyx <b>POLR</b> Polar <b>SBRZ</b> Soft Bronze <b>HIF</b> Warm Grey  Studio Powder Coats \$47 <b>CADT</b> Cadet <b>CLOV</b> Clover <b>GLDN</b> Goldenrod <b>HERN</b> Heron <b>LATT</b> Latte <b>MOSS</b> Moss <b>RUSS</b> Russet <b>SUNS</b> Sunset	<b>BLK</b> Black <b>IRN</b> Iron <b>WHT</b> White  Studio Paints \$57 <b>BLUS</b> Blush <b>CIDR</b> Cider <b>DIJO</b> Dijon <b>FALO</b> Fallow <b>FERN</b> Fern <b>MDNT</b> Midnight <b>PINE</b> Pine <b>TUND</b> Tundra

### HOW TO ORDER

SPECIFY: Finish | metal finish | bowl finish. See page H for the designator finish name.

### MODEL NUMBER

RO-29PS

Finish	Metal Finish	Bowl Finish (RO-29PS, RO-32PS, RO-35PS only)
MMC	BWT	BLK