



FABRIC PARTNERS

- **ARC-COM**
www.arc-com.com
- **ARCHITEX**
www.architex-ljh.com
- **CAMIRA**
www.camirafabrics.com
- **CARNEGIE**
www.carnegiefabrics.com
- **C.F. STINSON**
www.cfstinson.com
- **DESIGNTEX**
www.designtex.com
- **GREEN HIDES**
www.greenhides.com
- **HELVETIA LEATHER**
www.helvetialeather.com
- **MAHARAM**
www.maharam.com
- **MAYER FABRICS**
www.mayerfabrics.com
- **MOMENTUM**
www.themomgroup.com
- **SPRADLING INTERNATIONAL, INC.**
www.spradlingvinyl.com
- **ULTRAFABRICS**
www.ultrafabricsllc.com



SKARA SWIVEL LOUNGE STANDARD FEATURES

- Fully Upholstered
- Headrest included on high back swivel
- Molded Plywood Seat and Back
- Interior and exterior shell fitted together
- Return to Center Swivel Column on Four-Prong Glide Base
- Non-Marring Glides
- Companion Ottoman with Matching Bases
- **To Determine the List Price:**
Add inside seat & back price by fabric grade +
Price outside seat & back by fabric grade
Example: 205016 in
Gr 4 \$968 + Gr 6 \$1,043 = **\$2,011 Total Price**

MID-BACK SWIVEL



w	outside d	h	sw	seat sd	sh	arm height	weight lbs.	cubic feet
24.5	24.5	32	19	17.75	16.25	n/a	36	17.5

model	yds com (54")	sq ft col	1	com 2	col 3	4	5	6	7	8	9	10	11	12	13	14	15	L1	L2	L3
(1) Inside Seat and Back																				
205016	1.5	30	880	905	933	968	1,018	1,088	1,159	1,229	1,300	1,370	1,441	1,511	1,582	1,652	1,723	1,200	1,272	1,341
(2) Outside Seat and Back																				
205016	1.5	30	835	860	888	923	973	1,043	1,114	1,184	1,255	1,325	1,396	1,466	1,537	1,607	1,678	1,155	1,227	1,296

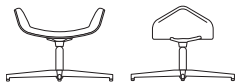
HIGH-BACK SWIVEL



w	outside d	h	sw	seat sd	sh	arm height	weight lbs.	cubic feet
24.5	26.75	40.5	19	17.75	16.25	n/a	42	19

model	yds com (54")	sq ft col	1	com 2	col 3	4	5	6	7	8	9	10	11	12	13	14	15	L1	L2	L3
(1) Inside Seat, Back & Headrest																				
205017	2	40	944	977	1,015	1,062	1,127	1,221	1,315	1,410	1,504	1,598	1,692	1,786	1,880	1,974	2,068	1,362	1,457	1,550
(2) Outside Seat, Back & Headrest																				
205017	2	40	876	909	947	994	1,059	1,153	1,247	1,342	1,436	1,530	1,624	1,718	1,812	1,906	2,000	1,294	1,389	1,482

OTTOMAN SWIVEL



w	outside d	h	sw	seat sd	sh	arm height	weight lbs.	cubic feet
24.5	18.25	21.25	19	18.25	16.5	n/a	18	10

model	yds com (54")	sq ft col	1	com 2	col 3	4	5	6	7	8	9	10	11	12	13	14	15	L1	L2	L3
(1) Inside Seat																				
205090	1	20	599	615	634	658	691	738	785	832	879	926	973	1,020	1,067	1,114	1,161	822	869	916
(2) Outside Seat																				
205090	1	20	599	615	634	658	691	738	785	832	879	926	973	1,020	1,067	1,114	1,161	822	869	916

OPTIONS

Base	Fabric (1)	Fabric (2)
PAL Polished Aluminum BKO Onyx	Grade, Vendor, Pattern, Color	Grade, Vendor, Pattern, Color

HOW TO ORDER

SPECIFY: Base | fabric 1 textile grade, vendor, pattern and color | fabric 2 textile grade, vendor, pattern and color. See page H for a complete offering of finishes and graded-in fabric options.

MODEL NUMBER


205016

Base	Fabric 1	Fabric 2
PAL	Grade 3, Momentum, Hue, Smoke	Grade 3, Momentum, Epic, Limestone

SKARA STATIONARY LOUNGE STANDARD FEATURES

- Fully Upholstered
- Headrest included on high back swivel
- Molded Plywood Seat and Back
- Interior and exterior shell fitted together
- Metal Sled Base
- Non-Marring Glides
- Companion Ottoman with Matching Bases
- To Determine the List Price:**
Add inside seat & back price by fabric grade
+
Price outside seat & back by fabric grade
Example: 205046 in
Gr 4 \$873 + Gr 6 \$917 = **\$1,790 Total Price**


MID-BACK STATIONARY



w	outside d	h	sw	seat sd	sh	arm height	weight lbs.	cubic feet
24.5	24.5	32.25	19	17.75	17.75	n/a	36	17.5

model	yds com (54")	sq ft col	1	com 2	col 3	4	5	6	7	8	9	10	11	12	13	14	15	L1	L2	L3
(1) Inside Seat and Back																				
205046	1.5	30	785	810	838	873	923	993	1,064	1,134	1,205	1,275	1,346	1,416	1,487	1,557	1,628	1,105	1,177	1,246
(2) Outside Seat and Back																				
205046	1.5	30	709	734	762	797	847	917	988	1,058	1,129	1,199	1,270	1,340	1,411	1,481	1,552	1,029	1,101	1,170

HIGH-BACK STATIONARY



w	outside d	h	sw	seat sd	sh	arm height	weight lbs.	cubic feet
24.5	26.75	40.75	19	17.75	17.75	n/a	42	19

model	yds com (54")	sq ft col	1	com 2	col 3	4	5	6	7	8	9	10	11	12	13	14	15	L1	L2	L3
(1) Inside Seat, Back & Headrest																				
205047	2	40	830	863	901	948	1,013	1,107	1,201	1,296	1,390	1,484	1,578	1,672	1,766	1,860	1,954	1,248	1,343	1,436
(2) Outside Seat, Back & Headrest																				
205047	2	40	807	840	878	925	990	1,084	1,178	1,273	1,367	1,461	1,555	1,649	1,743	1,837	1,931	1,225	1,320	1,413

OTTOMAN STATIONARY



w	outside d	h	sw	seat sd	sh	arm height	weight lbs.	cubic feet
24.5	18.25	22.25	19	18.25	17.5	n/a	20	10

model	yds com (54")	sq ft col	1	com 2	col 3	4	5	6	7	8	9	10	11	12	13	14	15	L1	L2	L3
(1) Inside Seat																				
205091	1	20	498	514	533	557	590	637	684	731	778	825	872	919	966	1,013	1,060	721	768	815
(2) Outside Seat																				
205091	1	20	498	514	533	557	590	637	684	731	778	825	872	919	966	1,013	1,060	721	768	815

OPTIONS

Base	Fabric (1)	Fabric (2)
A2J Polished Chrome BKO Onyx	Grade, Vendor, Pattern, Color	Grade, Vendor, Pattern, Color

HOW TO ORDER

SPECIFY: Base | fabric textile grade, vendor, pattern and color. See page H for a complete offering of finishes and graded-in fabric options.

MODEL NUMBER

205046

Base	Fabric 1	Fabric 2
A2J	Grade 3, Momentum, Hue, Smoke	Grade 3, Momentum, Epic, Limestone