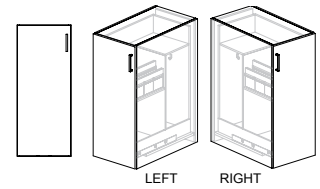




## Slide Out Storage Tower 6-1742SOSL1 / 6-1742SOSR1

**Overall Dimensions** 17"w x 30"d x 42"h  
**Exposed Wood** Quartered Veneer

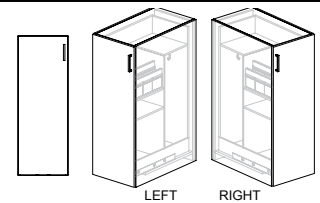
**Weight** 215 lbs.  
**Cubic Feet** 5.5



## Slide Out Storage Tower 6-1748SOSL1 / 6-1748SOSR1

**Overall Dimensions** 17"w x 30"d x 48"h  
**Exposed Wood** Quartered Veneer

**Weight** 240 lbs.  
**Cubic Feet** 8

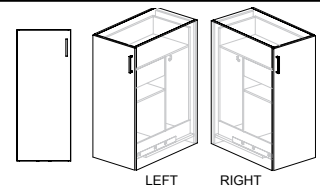


Standard Features	Options Available
<ul style="list-style-type: none"><li>Slide out storage unit</li><li>Full door</li><li>Coat hook</li><li>One three section felt pocket</li><li>One section felt pocket</li><li>One stationary shelf (6-1742SOSL1 / 6-1742SOSR1)</li><li>Two stationary shelves (6-1748SOSL1 / 6-1748SOSR1)</li></ul>	<ul style="list-style-type: none"><li>USB power</li><li>Storage tray</li><li>File drawer</li><li>Lock</li><li>Pull style / pull finish</li><li>Felt pocket finish</li><li>Outer case / Inner case / door finish</li></ul>

## Slide Out Storage Tower 6-1742SOSL2 / 6-1742SOSR2

**Overall Dimensions** 17"w x 30"d x 42"h  
**Exposed Wood** Quartered Veneer

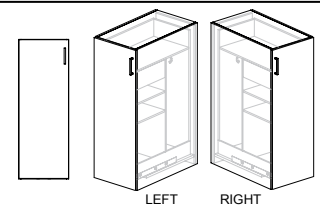
**Weight** 220 lbs.  
**Cubic Feet** 5.5



## Slide Out Storage Tower 6-1748SOSL2 / 6-1748SOSR2

**Overall Dimensions** 17"w x 30"d x 48"h  
**Exposed Wood** Quartered Veneer

**Weight** 245 lbs.  
**Cubic Feet** 8



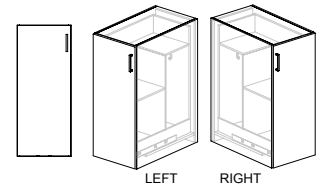
Standard Features	Options Available
<ul style="list-style-type: none"><li>Slide out storage unit</li><li>Full door</li><li>Full top shelf on slide out unit</li><li>Coat hook</li><li>Box drawer</li><li>Two stationary shelves (6-1742SOSL2 / 6-1742SOSR2)</li><li>Three stationary shelves (6-1748SOSL2 / 6-1748SOSR2)</li></ul>	<ul style="list-style-type: none"><li>USB power</li><li>Toolrail</li><li>File drawer</li><li>Lock</li><li>Pull style / pull finish</li><li>Outer case / Inner case / door finish</li></ul>



## Slide Out Storage Tower 6-1742SOSL3 / 6-1742SOSR3

Overall Dimensions	17"w x 30"d x 42"h
Exposed Wood	Quartered Veneer

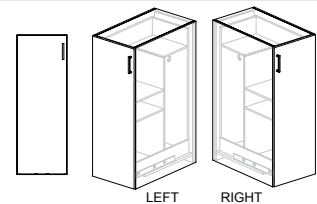
Weight	205 lbs.
Cubic Feet	5.5



## Slide Out Storage Tower 6-1748SOSL3 / 6-1748SOSR3

Overall Dimensions	17"w x 30"d x 48"h
Exposed Wood	Quartered Veneer

Weight	230 lbs.
Cubic Feet	8



Standard Features	Options Available
<ul style="list-style-type: none"><li>Slide out storage unit</li><li>Full door</li><li>Coat hook</li><li>Two stationary shelves (6-1742SOSL3 / 6-1742SOSR3)</li><li>Three stationary shelves (6-1748SOSL3 / 6-1748SOSR3)</li></ul>	<ul style="list-style-type: none"><li>USB power</li><li>Storage tray</li><li>Toolrail</li><li>File drawer</li><li>Lock</li><li>Pull style / pull finish</li><li>Outer case / Inner case / door finish</li></ul>

## Standard Finish Selection

<http://ofs.com/resources/finishes>

## Outer Case

- ¾" Thick particle board core faced with TFL or Veneer
- Cam and Bolt construction including pocket bores and wood screws

## Inner Slide Out Case

- ¾" thick particle board core on end, back, and bottom panels faced with TFL
- ½" thick particle board core on shelves, top and divider panels faced with TFL
- Cam and Bolt construction including pocket bores and wood screws
- Heavy-Duty under mount slides with soft closing feature as well as side stabilizing and soft stopping hardware

## Accessories

- Adhered PET felt backer with felt pocket and elastic strap overlay. (SOSR1/SOSL1 Only)
- Mitered box drawer (SOSR2/SOSL2 Only)
- Optional aluminum storage accessory tool rail (SOSR2/SOSL2, SOSR3/SOSL3 only), PET storage tray, mitered filing drawer (letter filing front to back only) and USB power

## Finish Selection

- Available finishes - Outer case
  - Finish specific veneer- composite and flat cut
  - OFS standard TFL finishes
- Available finishes - Inner slide out case
  - OFS standard black or frosty white TFL
  - Optional dry erase marker board back panel

## Glides

- Non-marring adjustable glides on outer case
- Soft wheel adjustable casters on inner slide out

## Carton/Packaging

- Unit is packed in a carton
- Cardboard edge protector is placed around the edges of the outer case