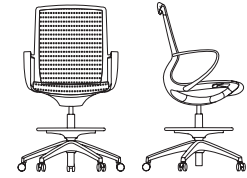


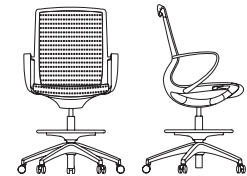
High back counter stool with arms and Nylon base 86057

| | | | |
|---------------------|--------------------------------|------------|-----------|
| Overall dimensions | 26.75"w x 25"d x 43.75/51.25"h | Weight | 33.6 lbs. |
| Seat dimensions | 19.75"w x 17.5"d x 22.5/30"h | Cubic feet | 22 |
| Seat to top of back | 22" | | |
| Back width | 19" | | |
| Top of arm to floor | 32/39.5" | | |
| Top of arm to seat | 8.5" | | |



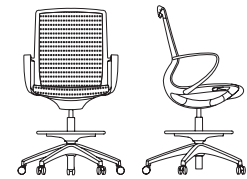
High back counter stool with arms and Polished Aluminum base 86057

| | | | |
|---------------------|----------------------------------|------------|-----------|
| Overall dimensions | 26.75"w x 25"d x 43.25/50.75"h | Weight | 35.6 lbs. |
| Seat dimensions | 19.75"w x 17.5"d x 22.25/29.75"h | Cubic feet | 22 |
| Seat to top of back | 22" | | |
| Back width | 19" | | |
| Top of arm to floor | 31.5/39" | | |
| Top of arm to seat | 8.5" | | |



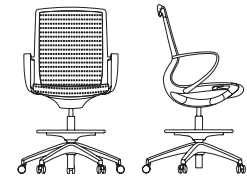
High back bar stool with arms and Nylon base 86057

| | | | |
|---------------------|------------------------------|------------|-----------|
| Overall dimensions | 26.75"w x 25"d x 47.5/57.5"h | Weight | 34.6 lbs. |
| Seat dimensions | 19.75"w x 17.5"d x 26/36"h | Cubic feet | 22 |
| Seat to top of back | 22" | | |
| Back width | 19" | | |
| Top of arm to floor | 35.75/45.75" | | |
| Top of arm to seat | 8.5" | | |



High back bar stool with arms and Polished Aluminum base 86057

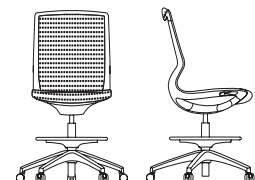
| | | | |
|---------------------|--------------------------------|------------|-----------|
| Overall dimensions | 26.75"w x 25"d x 47/57"h | Weight | 36.6 lbs. |
| Seat dimensions | 19.75"w x 17.5"d x 25.5/35.5"h | Cubic feet | 22 |
| Seat to top of back | 22" | | |
| Back width | 19" | | |
| Top of arm to floor | 35.25/45.25" | | |
| Top of arm to seat | 8.5" | | |



| Standard features | Options available |
|---|---|
| <ul style="list-style-type: none"> Fixed loop arm One-piece mesh seat and back Body balance control Hard wheel casters Nylon base 20" Foot ring ANSI/BIFMA X5.1 Conformant CAL TB 117-2013 Conformant | <ul style="list-style-type: none"> Four mesh colors: dove, granite, ocean, raven Carbon, chalk or graphite frame Carbon, chalk or graphite nylon base Polished aluminum base 8" CHC or 10" BHC cylinder Soft wheel casters Glides Fully assembled chair in carton |

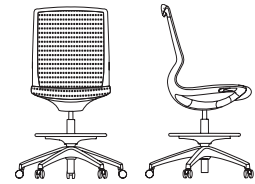
High back counter stool armless with Nylon base 86157

| | | | |
|---------------------|--------------------------------|------------|-----------|
| Overall dimensions | 26.75"w x 25"d x 43.75/51.25"h | Weight | 33.6 lbs. |
| Seat dimensions | 19.75"w x 17.5"d x 22.5/30"h | Cubic feet | 22 |
| Seat to top of back | 22" | | |
| Back width | 19" | | |
| Top of arm to floor | 32/39.5" | | |
| Top of arm to seat | 8.5" | | |



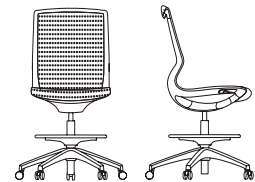
High back counter stool armless with Polished Aluminum base 86157

| | | | |
|----------------------------|----------------------------------|-------------------|-----------|
| Overall dimensions | 26.75"w x 25"d x 43.25/50.75"h | Weight | 35.6 lbs. |
| Seat dimensions | 19.75"w x 17.5"d x 22.25/29.75"h | Cubic feet | 22 |
| Seat to top of back | 22" | | |
| Back width | 19" | | |



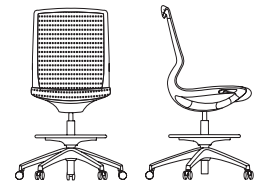
High back bar stool armless with Nylon base 86157

| | | | |
|----------------------------|------------------------------|-------------------|-----------|
| Overall dimensions | 26.75"w x 25"d x 47.5/57.5"h | Weight | 34.6 lbs. |
| Seat dimensions | 19.75"w x 17.5"d x 26/36"h | Cubic feet | 22 |
| Seat to top of back | 22" | | |
| Back width | 19" | | |



High back bar stool armless with Polished Aluminum base 86157

| | | | |
|----------------------------|--------------------------------|-------------------|-----------|
| Overall dimensions | 26.75"w x 25"d x 47/57"h | Weight | 36.6 lbs. |
| Seat dimensions | 19.75"w x 17.5"d x 25.5/35.5"h | Cubic feet | 22 |
| Seat to top of back | 22" | | |
| Back width | 19" | | |



| Standard features | Options available |
|---|---|
| <ul style="list-style-type: none"> • Fixed loop arm • One-piece mesh seat and back • Body balance control • Hard wheel casters • Nylon base • 20" Foot ring • ANSI/BIFMA X5.1 Conformant • CAL TB 117-2013 Conformant | <ul style="list-style-type: none"> • Four mesh colors: dove, granite, ocean, raven • Carbon, chalk or graphite frame • Carbon, chalk or graphite nylon base • Polished aluminum base • 8" CHC or 10" BHC cylinder • Soft wheel casters • Glides • Fully assembled chair in carton |

Frame construction

| | |
|------------|--|
| Shell | <ul style="list-style-type: none"> • Injection-molded, glass-reinforced nylon resin |
| Upholstery | <ul style="list-style-type: none"> • Mesh: woven polyester yarn and polyelastomer monofilament • All mesh colors conform to CAL tech bulletin 117-2013 |
| Control | <ul style="list-style-type: none"> • Body balance: weight activated, adjusts to user's body weight • Rated up to 300 lbs. on all mechanisms |
| Base | <ul style="list-style-type: none"> • Nylon: solid injection-molded and glass-reinforced nylon resin • Polished aluminum: manufactured of die cast aluminum • All bases pass the ANSI/BIFMA strength and durability standards |
| Cylinder | <ul style="list-style-type: none"> • Variety of class 4 gas cylinders meet all applicable ANSI/BIFMA performance standards and GSA intensive use performance standards; including cyclic bending resistance criteria • 8" (CHC) counter height stool cylinder • 10" (BHC) bar height stool cylinder |
| Casters | <ul style="list-style-type: none"> • Twin wheel casters manufactured of injection-molded engineer grade nylon • 60 mm diameter large pivot barrels |
| Assembly | <ul style="list-style-type: none"> • Self-locking, hardened steel, slotted/Phillips head bolts • Bolts treated with "NYLOK", a locking compound designed to prevent bolts from loosening due to vibration |