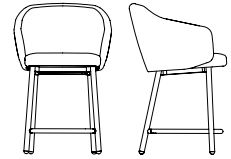


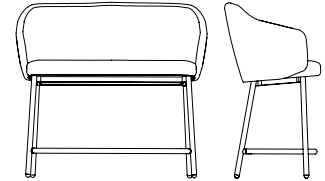
**Counter stool single 92051**

<b>Overall dimensions</b>	24.5"w x 24.5"d x 35.75"h	<b>Weight</b>	36.5 lbs.
<b>Seat dimensions</b>	17"w x 19"d x 23.5"h	<b>Cubic feet</b>	19
<b>Seat to top of back</b>	13.5"	<b>COM</b>	1.75 yds.
<b>Top of arm to floor</b>	31.2"	<b>COL</b>	35 sq. ft.
<b>Top of arm to seat</b>	7.7"		



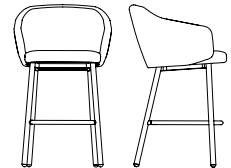
**Counter stool double 92052**

<b>Overall dimensions</b>	48.75"w x 24.5"d x 35.75"h	<b>Weight</b>	64.5 lbs.
<b>Seat dimensions</b>	41.5"w x 19"d x 23.5"h	<b>Cubic feet</b>	34
<b>Seat to top of back</b>	13.5"	<b>COM</b>	3 yds.
<b>Top of arm to floor</b>	31.2"	<b>COL</b>	60 sq. ft.
<b>Top of arm to seat</b>	7.7"		



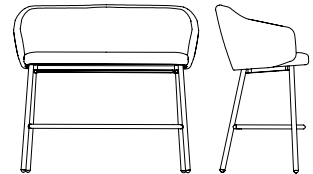
**Bar stool single 92151**

<b>Overall dimensions</b>	24.5"w x 24.5"d x 41.75"h	<b>Weight</b>	38.5 lbs.
<b>Seat dimensions</b>	17"w x 19"d x 29.5"h	<b>Cubic feet</b>	23
<b>Seat to top of back</b>	13.5"	<b>COM</b>	1.75 yds.
<b>Top of arm to floor</b>	37.2"	<b>COL</b>	35 sq. ft.
<b>Top of arm to seat</b>	7.7"		



**Bar stool double 92152**

<b>Overall dimensions</b>	24.5"w x 24.5"d x 41.75"h	<b>Weight</b>	66.5 lbs.
<b>Seat dimensions</b>	41.5"w x 19"d x 29.5"h	<b>Cubic feet</b>	41
<b>Seat to top of back</b>	13.5"	<b>COM</b>	3 yds.
<b>Top of arm to floor</b>	37.2"	<b>COL</b>	60 sq. ft.
<b>Top of arm to seat</b>	7.7"		



Standard features	Options available
<ul style="list-style-type: none"> <li>Fully upholstered</li> <li>Molded foam seat and back</li> </ul>	<ul style="list-style-type: none"> <li>Base                             <ul style="list-style-type: none"> <li>4 leg wood base with metal footrail</li> <li>4 leg metal tube base with metal footrail</li> </ul> </li> <li>Base finish                             <ul style="list-style-type: none"> <li>Wood base: standard veneers, standard / studio paints with studio/standard powder coated footrail</li> <li>Metal base: standard / studio powder coats with matching powder coated footrail</li> </ul> </li> </ul>



---

**Standard textile & finish selection**

<https://ofs.com/resources/textiles>  
<https://ofs.com/resources/finishes>

---

**Frame construction**

- |            |  |
|------------|--|
| Frame      | • Steel tube frame covered in molded foam  |
| Upholstery | • All fabric and leather pieces are cut with automated cutters that utilize precise patterns |
| Assembly   | • Metal and foam components fastened by bolts with thread locker                             |

---

**Foam**

- |      |   |
|------|---|
| Back | • Various thicknesses of premium grade molded foam<br>• 52 lb. Compression<br>• 3 lb. Density |
| Seat | • 3" Thick premium grade foam<br>• 46 lb. Compression<br>• 3 lb. Density                      |

---

**Base**

- 4 leg wood base with metal foot rail
- 4 leg metal tube base with metal foot rail

---

**Base finish**

- Wood base: standard veneer finishes, standard/studio paints
- Metal base: standard/studio powder coats