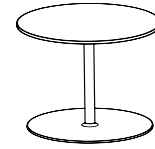


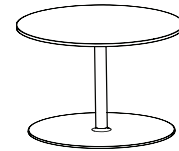
### 16" End table ST-16RET

Overall dimensions	16"w x 16"d x 18"h
Weight	10 lbs.
Cubic feet	3.75



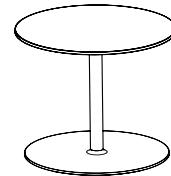
### 18" End table ST-18RET

Overall dimensions	18"w x 18"d x 18"h
Weight	12 lbs.
Cubic feet	4.75



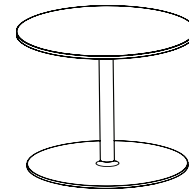
### 20" End table ST-20RET

Overall dimensions	20"w x 20"d x 22"h
Weight	17 lbs.
Cubic feet	7



### 22" End table ST-22RET

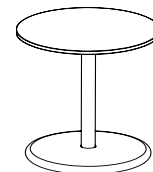
Overall dimensions	22"w x 22"d x 22"h
Weight	19 lbs.
Cubic feet	8



Standard features	Options available
<ul style="list-style-type: none"> <li>• Powder coated frame</li> <li>• Aluminum disc base</li> </ul>	<ul style="list-style-type: none"> <li>• Top finish                             <ul style="list-style-type: none"> <li>- Standard/studio veneers</li> <li>- HPL woodgrain/solid/studio</li> <li>- Paint standard/studio</li> <li>- Solid surface</li> </ul> </li> <li>• Leather strap in chocolate, carbon or natural</li> <li>• Base/column finish                             <ul style="list-style-type: none"> <li>- Standard/studio powder coats</li> </ul> </li> </ul>

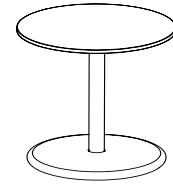
### 16" End table ST-16RETW

Overall dimensions	16"w x 16"d x 18"h
Weight	10 lbs.
Cubic feet	3.75



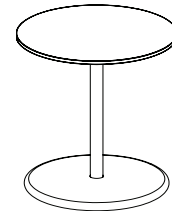
### 18" End table ST-18RETW

Overall dimensions	18"w x 18"d x 18"h
Weight	12 lbs.
Cubic feet	4.75



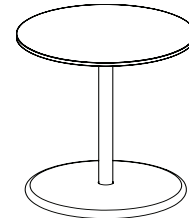
### 20" End table ST-20RETW

Overall dimensions	20"w x 20"d x 22"h
Weight	17 lbs.
Cubic feet	7



### 22" End table ST-22RETW

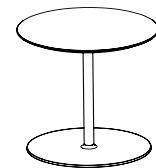
Overall dimensions	22"w x 22"d x 22"h
Weight	19 lbs.
Cubic feet	8



Standard features	Options available
<ul style="list-style-type: none"> <li>• Powder coated frame</li> <li>• Solid ash disc base</li> </ul>	<ul style="list-style-type: none"> <li>• Top finish                             <ul style="list-style-type: none"> <li>- Standard/studio veneers</li> <li>- HPL woodgrain/solid/studio</li> <li>- Paint standard/studio</li> <li>- Solid surface</li> </ul> </li> <li>• Leather strap in chocolate, carbon or natural</li> <li>• Base finish                             <ul style="list-style-type: none"> <li>- Standard veneers on Ash</li> </ul> </li> <li>• Column finish                             <ul style="list-style-type: none"> <li>- Standard/studio powder coats</li> </ul> </li> </ul>

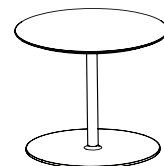
### 16" End table ST-G16RET

Overall dimensions	16"w x 16"d x 18"h
Weight	10 lbs.
Cubic feet	3.75



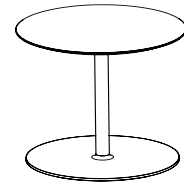
### 18" End table ST-G18RET

Overall dimensions	18"w x 18"d x 18"h
Weight	12 lbs.
Cubic feet	4.75



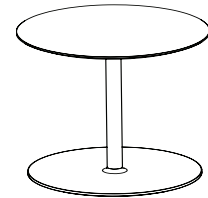
## 20" End table ST-G20RET

Overall dimensions	20"w x 20"d x 22"h
Weight	17 lbs.
Cubic feet	7



## 22" End table ST-G22RET

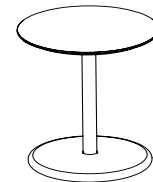
Overall dimensions	22"w x 22"d x 22"h
Weight	19 lbs.
Cubic feet	8



Standard features	Options available
<ul style="list-style-type: none"> <li>• Powder coated frame</li> <li>• Aluminum disc base</li> </ul>	<ul style="list-style-type: none"> <li>• Back painted glass top available in standard/studio paints</li> <li>• Leather strap in chocolate, carbon or natural</li> <li>• Base/column finish                             <ul style="list-style-type: none"> <li>- Standard/studio powder coats</li> </ul> </li> </ul>

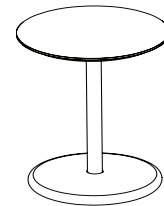
## 16" End table ST-G16RETW

Overall dimensions	16"w x 16"d x 18"h
Weight	10 lbs.
Cubic feet	3.75



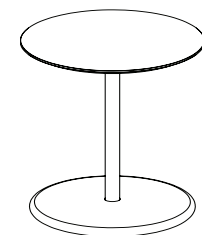
## 18" End table ST-G18RETW

Overall dimensions	18"w x 18"d x 18"h
Weight	12 lbs.
Cubic feet	4.75



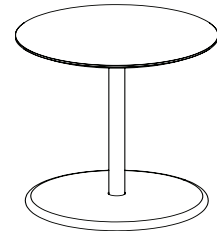
## 20" End table ST-G20RETW

Overall dimensions	20"w x 20"d x 22"h
Weight	17 lbs.
Cubic feet	7



## 22" End table ST-G22RETW

Overall dimensions	22"w x 22"d x 22"h
Weight	19 lbs.
Cubic feet	8



Standard features	Options available
<ul style="list-style-type: none"> <li>• Powder coated frame</li> <li>• Solid ash disc base</li> </ul>	<ul style="list-style-type: none"> <li>• Back painted glass top available in standard/studio paints</li> <li>• Leather strap in chocolate, carbon or natural</li> <li>• Base finish                             <ul style="list-style-type: none"> <li>- Standard veneers on Ash</li> </ul> </li> <li>• Column finish                             <ul style="list-style-type: none"> <li>- Standard/studio powder coats</li> </ul> </li> </ul>

### Standard finish selection

<https://ofs.com/resources/finishes>

### Finish selection

Veneer	• Standard / studio (quarter or flat cut)
HPL	• Woodgrain / studio / solid
Powder Coat	• Standard / studio powder coats
Paint	• Standard / studio
Solid surface	• Standard solid surface options

### Frame construction

Base	<ul style="list-style-type: none"> <li>• 16" &amp; 18" Tables                             <ul style="list-style-type: none"> <li>- 18" Height</li> <li>- 1.125" Diameter steel powder coated base column</li> <li>- 14" Diameter powder coated cast aluminum or solid ash base</li> </ul> </li> <li>• 20" &amp; 22" Tables                             <ul style="list-style-type: none"> <li>- 22" Height</li> <li>- 1.5" Diameter steel powder coated base column</li> <li>- 18" Diameter powder coated cast aluminum or solid ash base</li> </ul> </li> </ul>
Top	<ul style="list-style-type: none"> <li>• Optional leather carrying handle</li> <li>• 16" &amp; 18" Tables                             <ul style="list-style-type: none"> <li>- .50" Thick HPL, veneer, paint or solid surface</li> <li>- .75" Thick glass</li> </ul> </li> <li>• 20" &amp; 22" Tables                             <ul style="list-style-type: none"> <li>- .50" Thick solid surface</li> <li>- .75" Thick HPL, veneer, paint or glass</li> </ul> </li> </ul>

### Glides

- Nylon glides