







Mid back upholstered guest 96038

Overall dimensions	18.5" w x 23.5" d x 32.5" h 21" w x 23.5" d x 32.5" h (fixed arms) 22" w x 23.5" d x 32.5" h (arm caps)	Weight	24 lbs. 28 lbs. (fixed arms) 28.5 lbs. (arm caps)	 
Seat dimensions	18" w x 16.75" d x 19" h	Cubic feet	24 28 (fixed arms) 28.5 (arm caps)	
Seat to top of back	16"	COM	1.5 yds.	
Top of arm to floor	27" (fixed arms) 27.25" (arm caps)	COL	30 sq. ft.	
Top of arm to seat	7.75" (fixed arms) 8" (arm caps)			
Standard features		Options available		
<ul style="list-style-type: none">Fully upholsteredPlywood shellFour leg wire base		<ul style="list-style-type: none">Arm finish in standard/studio powder coatsArm cap finish in Ash, Walnut or standard/studio paintsBase finish in standard/studio powder coats		

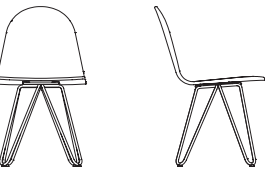
Mid back upholstered guest 96038-MT

Overall dimensions	18.5" w x 23.5" d x 32.5" h 21" w x 23.5" d x 32.5" h (fixed arms) 22" w x 23.5" d x 32.5" h (arm caps)	Weight	24 lbs. 28 lbs. (fixed arms) 28.5 lbs. (arm caps)	 
Seat dimensions	18" w x 16.75" d x 19" h	Cubic feet	24 28 (fixed arms) 28.5 (arm caps)	
Seat to top of back	16"	COM	0.75 yds. (seat) 1.25 yds.(back) 1 yd. (cord)	
Top of arm to floor	27" (fixed arms) 27.25" (arm caps)	COL	15 sq. ft. (seat) 25 sq. ft. (back) 20 sq. ft. (cord)	
Top of arm to seat	7.75" (fixed arms) 8" (arm caps)			
Standard features		Options available		
<ul style="list-style-type: none">Fully upholsteredPlywood shellFour leg wire baseMultiple textile		<ul style="list-style-type: none">Arm finish in standard/studio powder coatsArm cap finish in Ash, Walnut or standard/studio paintsBase finish in standard/studio powder coats		

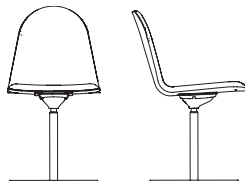
Mid back finished guest 96138

Overall dimensions	18.5"w x 23.5"d x 32.5"h 21"w x 23.5"d x 32.5"h (fixed arms) 22"w x 23.5"d x 32.5"h (arm caps)	Weight	24 lbs. 28 lbs. (fixed arms) 28.5 lbs. (arm caps)	 
Seat dimensions	18"w x 16.75"d x 18"h	Cubic feet	24 28 (fixed arms) 28.5 (arm caps)	
Seat to top of back	16"	COM	1 yds. (upholstered seat pad)	
Top of arm to floor	27"(fixed arms) 27.25" (arm caps)	COL	20 sq. ft. (upholstered seat pad)	
Top of arm to seat	7.75" (fixed arms) 8" (arm caps)			
Standard features		Options available		
<ul style="list-style-type: none">• Finished shell• Plywood shell• Four leg wire base		<ul style="list-style-type: none">• Shell finish in Ash, Walnut or standard/studio paint• Arm finish in standard/studio powder coats• Arm cap finish in Ash, Walnut or standard/studio paints• Base finish in standard/studio powder coats• Upholstered seat option		

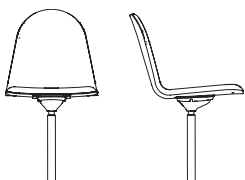
Mid back finished guest 96138-MT

Overall dimensions	18.5" w x 23.5" d x 32.5" h 21" w x 23.5" d x 32.5" h (fixed arms) 22" w x 23.5" d x 32.5" h (arm caps)	Weight	24 lbs. 28 lbs. (fixed arms) 28.5 lbs. (arm caps)	
Seat dimensions	18" w x 16.75" d x 18" h	Cubic feet	24 28 (fixed arms) 28.5 (arm caps)	
Seat to top of back	16"	COM	0.75 yds. (seat) 1 yds. (cord)	
Top of arm to floor	27" (fixed arms) 27.25" (arm caps)	COL	15 sq. ft. (seat) 20 sq. ft. (cord)	
Top of arm to seat	7.75" (fixed arms) 8" (arm caps)			
Standard features		Options available		
<ul style="list-style-type: none">• Finished shell• Plywood shell• Four leg wire base• Multiple textile		<ul style="list-style-type: none">• Shell finish in Ash, Walnut or standard/studio paint• Arm finish in standard/studio powder coats• Arm cap finish in Ash, Walnut or standard/studio paints• Base finish in standard/studio powder coats		

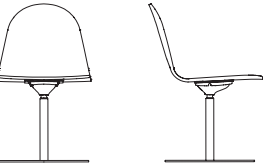
Mid back upholstered swivel guest 96016

Overall dimensions	18.5" w x 23.5" d x 32.5" h 21" w x 23.5" d x 32.5" h (fixed arms) 22" w x 23.5" d x 32.5" h (arm caps)	Weight	40 lbs. 44 lbs. (fixed arms) 44.5 lbs. (arm caps)	
Seat dimensions	19" w x 16.75" d x 18" h	Cubic feet	14	
Seat to top of back	16"	COM	1.5 yds.	
Top of arm to floor	27" (fixed arms) 27.25" (arm caps)	COL	30 sq. ft.	
Top of arm to seat	7.75" (fixed arms) 8" (arm caps)			
Standard features		Options available		
<ul style="list-style-type: none">• Finished shell• Plywood shell• Steel disk base		<ul style="list-style-type: none">• Arm finish in standard/studio powder coats• Arm cap finish in Ash, Walnut or standard/studio paints• Base finish in standard/studio powder coats• Wood base finish in Ash, Walnut or standard/studio paints		

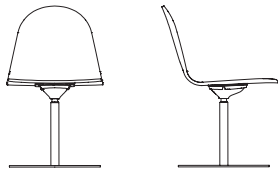
Mid back upholstered swivel guest 96016-MT

Overall dimensions	18.5" w x 23.5" d x 32.5" h 21" w x 23.5" d x 32.5" h (fixed arms) 22" w x 23.5" d x 32.5" h (arm caps)	Weight	40 lbs. 44 lbs. (fixed arms) 44.5 lbs. (arm caps)	
Seat dimensions	19" w x 16.75" d x 18" h	Cubic feet	14	
Seat to top of back	16"	COM	0.75 yds. (seat) 1.25 yds. (back) 1 yd. (cord)	
Top of arm to floor	27" (fixed arms) 27.25" (arm caps)	COL	15 sq. ft. (seat) 25 sq. ft. (back) 20 sq. ft. (cord)	
Top of arm to seat	7.75" (fixed arms) 8" (arm caps)			
Standard features		Options available		
<ul style="list-style-type: none">Fully upholsteredPlywood shellSteel disk base		<ul style="list-style-type: none">Arm finish in standard/studio powder coatsArm cap finish in Ash, Walnut or standard/studio paintsBase finish in standard/studio powder coatsWood base finish in Ash, Walnut or standard/studio paints		

Mid back finished swivel guest 96116

Overall dimensions	18.5" w x 23.5" d x 32.5" h 21" w x 23.5" d x 32.5" h (fixed arms) 22" w x 23.5" d x 32.5" h (arm caps)	Weight	40 lbs. 44 lbs. (fixed arms) 44.5 lbs. (arm caps)	
Seat dimensions	18" w x 16.75" d x 18" h	Cubic feet	14	
Seat to top of back	16"	COM	1 yds. (upholstered seat pad)	
Top of arm to floor	27" (fixed arms) 27.25" (arm caps)	COL	20 sq. ft. (upholstered seat pad)	
Top of arm to seat	7.75" (fixed arms) 8" (arm caps)			
Standard features		Options available		
<ul style="list-style-type: none">• Finished shell• Plywood shell• Steel disk base		<ul style="list-style-type: none">• Shell finish in Ash, Walnut or standard/studio paints• Arm finish in standard/studio powder coats• Arm cap finish in Ash, Walnut or standard/studio paints• Base finish in standard/studio powder coats• Wood base finish in Ash, Walnut or standard/studio paints• Upholstered seat option		

Mid back finished swivel guest 96116-MT

Overall dimensions	18.5" w x 23.5" d x 32.5" h 21" w x 23.5" d x 32.5" h (fixed arms) 22" w x 23.5" d x 32.5" h (arm caps)	Weight	40 lbs. 44 lbs. (fixed arms) 44.5 lbs. (arm caps)	
Seat dimensions	18" w x 16.75" d x 18" h	Cubic feet	14	
Seat to top of back	16"	COM	0.75 yds. (seat) 1 yd. (cord)	
Top of arm to floor	27" (fixed arms) 27.25" (arm caps)	COL	15 sq. ft. (seat) 20 sq. ft. (cord)	
Top of arm to seat	7.75" (fixed arms) 8" (arm caps)			
Standard features		Options available		
<ul style="list-style-type: none">• Finished shell• Plywood shell• Steel disk base		<ul style="list-style-type: none">• Shell finish in Ash, Walnut or standard/studio paints• Arm finish in standard/studio powder coats• Arm cap finish in Ash, Walnut or standard/studio paints• Base finish in standard/studio powder coats• Wood base finish in Ash, Walnut or standard/studio paints		



Standard textile selection

<https://ofs.com/resources/textiles>
<https://ofs.com/resources/finishes>

Frame construction - fully upholstered

- | | |
|------------|--|
| Seat/back | • Upholstery grade molded plywood shell |
| Upholstery | • All fabric and leather pieces are cut with automated cutters that utilize precise patterns |
| Assembly | • Metal and wood components fastened by bolts with thread locker |

Foam

- | | |
|------|---|
| Seat | <ul style="list-style-type: none">• .75" Thick molded foam• 60 lb. Compression• 3.0 lb. Density |
| Back | <ul style="list-style-type: none">• .75" Thick molded foam• 60 lb. Compression• 3.0 lb. Density |

Frame construction - finished shell

- | | |
|-----------|---|
| Seat/back | • Finished grade molded veneer one-piece shell in Ash or Walnut species |
| Assembly | • Metal and wood components fastened by bolts with thread locker |

Base construction

- | | |
|--------|--|
| Guest | • 4 leg .5" wire base frame |
| Swivel | • Steel disc base with swivel mech with tilt. Optional wood or powder coat base finish |