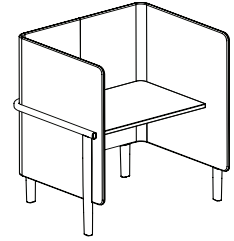




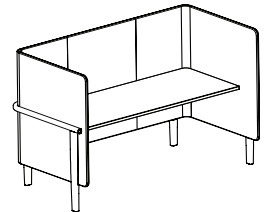
82-4253WS (Single)

<b>Overall dimensions</b>	42.75"w x 34.5"d x 53"h	<b>Weight</b>	150 lbs.
		<b>Cubic feet</b>	106
		<b>COM</b>	7.5 yds.



82-6953WS (Double)

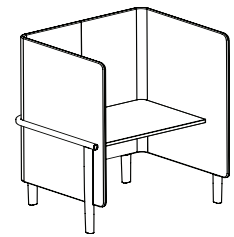
<b>Overall dimensions</b>	69"w x 34.5"d x 53"h	<b>Weight</b>	200 lbs.
		<b>Cubic feet</b>	167
		<b>COM</b>	8.75 yds.



Standard features	Options
<ul style="list-style-type: none"> <li>Molded plywood surround</li> <li>Solid wood legs</li> <li>Powder coated steel frame</li> </ul>	<ul style="list-style-type: none"> <li>Top available in veneer or HPL</li> <li>Solid wood legs available in veneer, paint or studio paint</li> <li>Glides</li> <li>Casters in black, grey or white</li> <li>Steel frame in standard or studio powder coats</li> <li>Top location: counter or seated height</li> <li>Fixed shelf with seated height from floor option</li> <li>Worksurface trim ring in standard or studio powder coats</li> <li>Grommet: left, right, center or left &amp; right in black or silver</li> <li>Wire management: left or right</li> </ul>

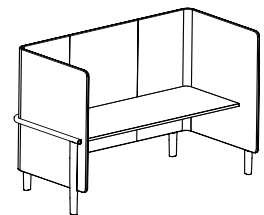
82-4261WS (Single)

<b>Overall dimensions</b>	42.75"w x 34.5"d x 61"h	<b>Weight</b>	167 lbs.
		<b>Cubic feet</b>	106
		<b>COM</b>	9 yds.



82-6961WS (Double)

<b>Overall dimensions</b>	69"w x 34.5"d x 61"h	<b>Weight</b>	218 lbs.
		<b>Cubic feet</b>	167
		<b>COM</b>	10.5 yds.

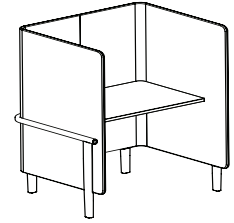


Standard features	Options
<ul style="list-style-type: none"> <li>Molded plywood surround</li> <li>Solid wood legs</li> <li>Powder coated steel frame</li> </ul>	<ul style="list-style-type: none"> <li>Top available in veneer or HPL</li> <li>Solid wood legs available in veneer, paint or studio paint</li> <li>Steel frame in standard or studio powder coats</li> <li>Top location: bar, counter, seated or adjustable height</li> <li>Fixed shelf with counter height from floor option</li> <li>Worksurface trim ring in standard or studio powder coats</li> <li>Grommet: left, right, center or left &amp; right</li> <li>Grommet in black or silver</li> <li>Wire management: left or right</li> </ul>



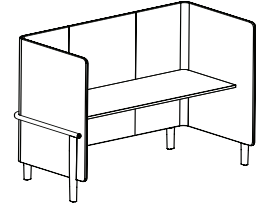
**82-4267WS** (Single)

<b>Overall dimensions</b>	42.75"w x 34.5"d x 67"h	<b>Weight</b>	180 lbs.
		<b>Cubic feet</b>	106
		<b>COM</b>	10 yds.



**82-6967WS** (Double)

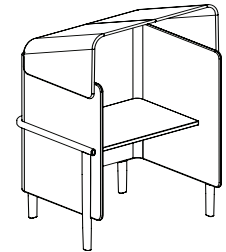
<b>Overall dimensions</b>	69"w x 34.5"d x 67"h	<b>Weight</b>	235 lbs.
		<b>Cubic feet</b>	167
		<b>COM</b>	11.5 yds.



Standard features	Options
<ul style="list-style-type: none"> <li>Molded plywood surround</li> <li>Solid wood legs</li> <li>Powder coated steel frame</li> </ul>	<ul style="list-style-type: none"> <li>Top available in veneer or HPL</li> <li>Solid wood legs available in veneer, paint or studio paint</li> <li>Glides</li> <li>Casters in black, grey or white</li> <li>Steel frame in standard or studio powder coats</li> <li>Top location: counter, bar or adjustable height</li> <li>Fixed shelf option</li> <li>Worksurface trim ring in standard or studio powder coats</li> <li>Grommet: left, right, center or left &amp; right in black or silver</li> <li>Wire management: left or right</li> </ul>

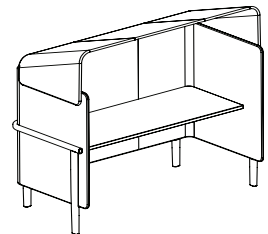
**82-4253WS-C** (Single)

<b>Overall dimensions</b>	42.75"w x 34.5"d x 66.5"h	<b>Weight</b>	195 lbs.
		<b>Cubic feet</b>	106
		<b>COM</b>	7.5 yds. (Surround) 4 yds. (Canopy)



**82-6953WS-C** (Double)

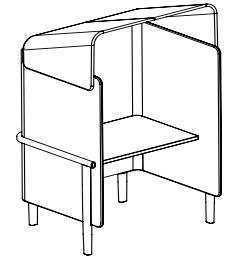
<b>Overall dimensions</b>	69"w x 34.5"d x 66.5"h	<b>Weight</b>	267 lbs.
		<b>Cubic feet</b>	167
		<b>COM</b>	8.75 yds. (Surround) 5.5 yds. (Canopy)



Standard features	Options
<ul style="list-style-type: none"> <li>Molded plywood surround and canopy</li> <li>Solid wood legs</li> <li>Powder coated steel frame</li> </ul>	<ul style="list-style-type: none"> <li>Top available in veneer or HPL</li> <li>Solid wood legs available in veneer, paint or studio paint</li> <li>Glides</li> <li>Casters in black, grey or white</li> <li>Steel frame in standard or studio powder coats</li> <li>Top location: counter or seated height</li> <li>Fixed shelf with seated height from floor option</li> <li>Worksurface trim ring in standard or studio powder coats</li> <li>Grommet: left, right, center or left &amp; right in black or silver</li> <li>Wire management: left or right</li> </ul>

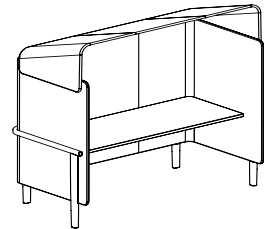
## 82-4261WS-C (Single)

<b>Overall dimensions</b>	42.75"w x 34.5"d x 74.5"h	<b>Weight</b>	212 lbs.
		<b>Cubic feet</b>	106
		<b>COM</b>	9 yds. (Surround) 4 yds. (Canopy)



## 82-6961WS-C (Double)

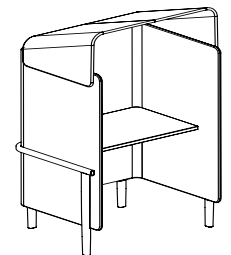
<b>Overall dimensions</b>	69"w x 34.5"d x 74.5"h	<b>Weight</b>	285 lbs.
		<b>Cubic feet</b>	167
		<b>COM</b>	10.5 yds. (Surround) 5.5 yds. (Canopy)



Standard features	Options
<ul style="list-style-type: none"> <li>Molded plywood surround and canopy</li> <li>Solid wood legs</li> <li>Powder coated steel frame</li> </ul>	<ul style="list-style-type: none"> <li>Top available in veneer or HPL</li> <li>Solid wood legs available in veneer, paint or studio paint</li> <li>Glides</li> <li>Casters in black, grey or white</li> <li>Steel frame in standard or studio powder coats</li> <li>Top location: seated, bar, counter or adjustable height</li> <li>Fixed shelf with counter height from floor option</li> <li>Worksurface trim ring in standard or studio powder coats</li> <li>Grommet: left, right, center or left &amp; right in black or silver</li> <li>Wire management: left or right</li> </ul>

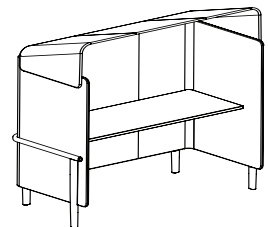
## 82-4267WS-C (Single)

<b>Overall dimensions</b>	42.75"w x 34.5"d x 80.5"h	<b>Weight</b>	225 lbs.
		<b>Cubic feet</b>	106
		<b>COM</b>	10 yds. (Surround) 4 yds. (Canopy)



## 82-6967WS-C (Double)

<b>Overall dimensions</b>	69"w x 34.5"d x 80.5"h	<b>Weight</b>	302 lbs.
		<b>Cubic feet</b>	167
		<b>COM</b>	11.5 yds. (Surround) 5.5 yds. (Canopy)



Standard features	Options
<ul style="list-style-type: none"> <li>Molded plywood surround and canopy</li> <li>Solid wood legs</li> <li>Powder coated steel frame</li> </ul>	<ul style="list-style-type: none"> <li>Top available in veneer or HPL</li> <li>Solid wood legs available in veneer, paint or studio paint</li> <li>Glides</li> <li>Casters in black, grey or white</li> <li>Steel frame in standard or studio powder coats</li> <li>Top location: counter, bar or adjustable height</li> <li>Fixed shelf option</li> <li>Worksurface trim ring in standard or studio powder coats</li> <li>Grommet: left, right, center or left &amp; right in black or silver</li> <li>Wire management: left or right</li> </ul>



---

## Standard finish selection

---

<https://ofs.com/resources/finishes>  
<https://ofs.com/resources/textiles>

---

## Surrounds

---

- ¾" thick molded plywood surround and canopy
- Concealed interlocking fastener construction
- Powder coated steel frame fastened with mechanical screws
- Steel frame available in standard/studio powder coats

---

## Worksurface

---

- 1 ¼" thick, 24" deep particle board core faced with veneer or HPL
- L Bracket construction fastened with mechanical and wood screws

---

## Height adjustable top

---

- 3 Stage 50mm x 80mm Rectangular profile Lift Mechanism
- (4) User-Programmable memory buttons with digital read-out display.
- Worksurface height range of 29"-49"
- Clipped corner worksurface allows for wire management and corner power option.
- Powdercoated steel bracketry attach lift mechanisms to the surround. A powder coated steel cover cap conceals the brackets and lift mechanism.
- Powdercoated steel mounting tubes and brackets attach the worksurface to the lift mechanisms.

---

## Shelf

---

- 1" thick, 8" deep particle board core faced with veneer or HPL
- Concealed fastener and wood screw construction

---

## Legs

---

- Solid Ash legs in veneer or Beech legs in standard/studio paint
- Non-marring adjustable glides
- Soft wheel casters
- Concealed interlocking fastener construction

---

## Trim ring

---

- Optional powder coated steel trim ring fastened with wood screws
- Available in standard/studio powder coats

---

## Wire manager

---

- Optional ½" thick MDF core panel faced with veneer or HPL
- Concealed interlocking fastener construction

---

## Configurations

---

- Available in 3 surround heights (53", 61" & 67")
- Available in 2 widths (Single: 42" and Double: 69")
- Available in 3 worksurface heights (29", 36" & 42")

---

## Carton/packaging

---

- Unit is packed in a carton. A cardboard edge protector is placed around the edges of the unit.