



ALL STANDARD VENEERS

CHERRY

- **MOCHA** [MMC]
Quartered Grain Pattern
- **MOLASSES** [QEC]
Quartered Grain Pattern
- **SIENNA** [MLC]
Quartered Grain Pattern

WALNUT

- **BURNISHED** [BUW]
Quartered Grain Pattern
- **DESERT** [DST]
Quartered Grain Pattern
- **EBONY** [EBY]
Quartered Grain Pattern
- **PORT** [MVW]
Quartered Grain Pattern
- **ROOT** [MNV]
Quartered Grain Pattern
- **TOFFEE** [MGW]
Quartered Grain Pattern

MAPLE

- **BLONDE** [MBM]
Quartered Grain Pattern
- **HONEY** [MHM]
Quartered Grain Pattern

OAK

- **LINEN** [MRO]
Quartered Grain Pattern
- **OSLO** [OSL]
Quartered Grain Pattern
- **PECAN** [PCO]
Quartered Grain Pattern
- **STEEL** [MGO]
Quartered Grain Pattern

STUDIO VENEERS (10%)

- **ARABICA** [C2Q]
Quartered Grain Pattern
- **SILVER GREY** [SVC]
Quartered Grain Pattern
- **WHEAT** [C2P]
Quartered Grain Pattern
- **SALVAGED LINEN** [SFO]
Planked Grain Pattern
- **SALVAGED ROOT** [SFW]
Planked Grain Pattern

ALL WOODGRAIN LAMINATES

P = HPL 2 = TFL

CHERRY

- **COGNAC** [MGP | VM2]
Flat Grain Pattern
- **MOCHA** [CMP | MC2]
Flat Grain Pattern
- **MOLASSES** [QEP | QE2]
Quartered Grain Pattern
- **SIENNA** [CHP | LC2]
Flat Grain Pattern

WALNUT

- **BURNISHED** [BUP | BU2]
Flat Grain Pattern
- **DESERT** [DSP | DS2]
Quartered Grain Pattern
- **KODIAK** [KDP | KD2]
Quartered Grain Pattern
- **PORT** [VMP]
Flat Grain Pattern
- **ROOT** [NWP | NW2]
Quartered Grain Pattern
- **TOFFEE** [MEP | EN2]
Quartered Grain Pattern

MAPLE

- **BLONDE** [BEP | BE2]
Flat Grain Pattern
- **HONEY** [HNP | MH2]
Flat Grain Pattern
- **OCHRE** [TMP | LM2]
Flat Grain Pattern

OAK

- **LINEN** [COP | CO2]
Quartered Grain Pattern
- **PECAN** [PCP | PC2]
Quartered Grain Pattern
- **QUARRY** [QRP | QR2]
Quartered Grain Pattern
- **STEEL** [STP | ST2]
Quartered Grain Pattern

TEXTURED LAMINATES (10%)

- **NATURAL CHAMPAGNE** [NGP | NG2]
Quartered Grain Pattern
- **NATURAL STEAMWASH** [NHP | NH2]
Quartered Grain Pattern

SOLID COLOR LAMINATES

- **BLACK** [BLP | BL2]
- **FROSTY WHITE** [FWP | FW2]
- **GREY** [GRP | GR2]
- **PURE WHITE** [RWP | RW2]
- **SLATE GREY** [SGP | SG2]

METAL POWDER COAT COLORS

- **BONE WHITE** [BWT]
- **BUFF** [BUFF]
- **CHALK** [CHLK]
- **GOLD** [SGLD]
- **GRAPHITE** [GRPH]
- **LUSTER GREY** [MSL]
- **OILED BRONZE** [HIP]
- **ONYX** [BKO]
- **POLAR** [POLR]
- **SOFT BRONZE** [SBRZ]
- **WARM GREY** [HIF]

STUDIO POWDER COAT (10%)

- **CADET** [CADT]
- **CLOVER** [CLOV]
- **GOLDENROD** [GLDN]
- **HERON** [HERN]
- **LATTE** [LATT]
- **MOSS** [MOSS]
- **RUSSET** [RUSS]
- **SUNSET** [SUNS]

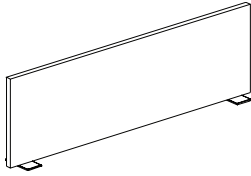
FABRIC PARTNERS

- **ARC-COM**
www.arc-com.com
- **ARCHITEX**
www.architex-ljh.com
- **CAMIRA**
www.camirafabrics.com
- **CARNEGIE**
www.carnegiefabrics.com
- **C.F. STINSON**
www.cfstinson.com
- **DESIGNTEX**
www.designtex.com
- **MAHARAM**
www.maharam.com
- **MAYER FABRICS**
www.mayerfabrics.com
- **MOMENTUM**
www.themomgroup.com
- **ULTRAFABRICS**
www.ultrafabricsllc.com

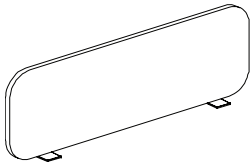
TFL AND HPL WOODGRAIN AND SOLID COLORS WORKSURFACE PRIVACY PANEL STANDARD FEATURES

- Provides Privacy in the Open Plan or Private Office Environment and Promotes Division of Space

- NOTE:**
- Rests on Worksurface



model	w	d	h	wt	cu ft	list
WS-WEMK-22/11	22	4	11	5	2	\$ 201
<ul style="list-style-type: none"> • Square Corners • Use with 22" Deep Worksurface 						
WS-WEMK-24/11	24	4	11	6	2	\$ 218
<ul style="list-style-type: none"> • Square Corners • Use with 24" Deep Worksurface 						
WS-WEMK-30/11	30	4	11	7	2	\$ 274
<ul style="list-style-type: none"> • Square Corners • Use with 30" Deep Worksurface 						
WS-WEMK-36/11	36	4	11	8	2	\$ 290
<ul style="list-style-type: none"> • Square Corners • Use with 36" Deep Worksurface 						



model	w	d	h	wt	cu ft	list
WS-WEMKR-22/11	22	4	11	5	2	\$ 201
<ul style="list-style-type: none"> • Round Corners • Use with 22" Deep Worksurface 						
WS-WEMKR-24/11	24	4	11	6	2	\$ 218
<ul style="list-style-type: none"> • Round Corners • Use with 24" Deep Worksurface 						
WS-WEMKR-30/11	30	4	11	7	2	\$ 274
<ul style="list-style-type: none"> • Round Corners • Use with 30" Deep Worksurface 						
WS-WEMKR-36/11	36	4	11	8	2	\$ 290
<ul style="list-style-type: none"> • Round Corners • Use with 36" Deep Worksurface 						

OPTIONS

Finish	Edge Finish	Metal Finish
TFL Woodgrain Laminate <i>Quartered</i> QE2 DS2 KD2 NW2 EN2 CO2 PC2 QR2 ST2 <i>Flat Cut</i> VM2 MC2 LC2 BU2 BE2 MH2 LM2 <i>Textured Laminate (10% upcharge)</i> NG2 NH2	Any PP Edge Finish VM2 NW2 QR2 MC2 EN2 ST2 QE2 BE2 BL2 LC2 MH2 FW2 BU2 LM2 GR2 DS2 CO2 RW2 KD2 PC2 SG2 <i>Textured Laminate</i> NG2 NH2	<i>Powder Coat</i> BWT Bone White BUFF Buff CHLK Chalk SGLD Gold GRPH Graphite MSL Luster Grey HIP Oiled Bronze BKO Onyx POLR Polar SBRZ Soft Bronze HIF Warm Grey <i>Studio Powder Coat (10% upcharge)</i> CADT Cadet CLOV Clover GLDN Goldenrod HERN Heron LATT Latte MOSS Moss RUSS Russet SUNS Sunset
TFL Solid Color Laminate BL2 FW2 GR2 RW2 SG2 HPL Woodgrain Laminate <i>Quartered</i> QEP DSP KDP NWP MEP COP PCP QRP STP <i>Flat Cut</i> MGP CMP CHP BUP VMP BEP HNP TMP <i>Textured Laminate (10% upcharge)</i> NGP NHP		
HPL Solid Color Laminate BLP FWP GRP RWP SGP		

HOW TO ORDER

SPECIFY: Finish | edge finish | metal finish. See page H for finish details.

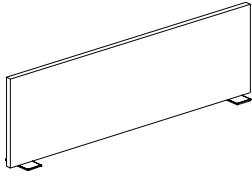
MODEL NUMBER

WS-WEMK-24/11

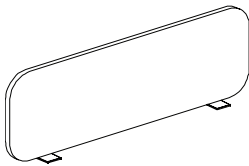
Finish	Edge Finish	Metal Finish
QE2	VM2	BWT

WOOD VENEER WORKSURFACE MODESTY STANDARD FEATURES

- Provides Privacy in the Open Plan or Private Office Environment and Promotes Division of Space
- NOTE:**
 - Rests on Worksurface



model	w	d	h	wt	cu ft	list
WS-WEMW-22/11	22	4	11	5	2	\$ 530
<ul style="list-style-type: none"> • Square Corners • Use with 22" Deep Worksurface 						
WS-WEMW-24/11	24	4	11	6	2	\$ 579
<ul style="list-style-type: none"> • Square Corners • Use with 24" Deep Worksurface 						
WS-WEMW-30/11	30	4	11	7	2	\$ 725
<ul style="list-style-type: none"> • Square Corners • Use with 30" Deep Worksurface 						
WS-WEMW-36/11	36	4	11	8	2	\$ 743
<ul style="list-style-type: none"> • Square Corners • Use with 36" Deep Worksurface 						



model	w	d	h	wt	cu ft	list
WS-WEMWR-22/11	22	4	11	5	2	\$ 530
<ul style="list-style-type: none"> • Round Corners • Use with 22" Deep Worksurface 						
WS-WEMWR-24/11	24	4	11	6	2	\$ 579
<ul style="list-style-type: none"> • Round Corners • Use with 24" Deep Worksurface 						
WS-WEMWR-30/11	30	4	11	7	2	\$ 725
<ul style="list-style-type: none"> • Round Corners • Use with 30" Deep Worksurface 						
WS-WEMWR-36/11	36	4	11	8	2	\$ 743
<ul style="list-style-type: none"> • Round Corners • Use with 36" Deep Worksurface 						

OPTIONS

Finish	Metal Finish
Veneer	<i>Powder Coat</i>
<i>Quartered</i>	BWT Bone White
MMC BUW MVW MBM OSL	BUFF Buff
QEC DST MNW MHM PCO	CHLK Chalk
MLC EBY MGW MRO MGO	SGLD Gold
<i>Studio Veneer Quartered (10% upcharge)</i>	GRPH Graphite
C2Q SVC C2P	MSL Luster Grey
<i>Studio Veneer Planked (10% upcharge)</i>	HIP Oiled Bronze
SFO SFW	BKO Onyx
	POLR Polar
	SBRZ Soft Bronze
	HIF Warm Grey
	<i>Studio Powder Coat (10% upcharge)</i>
	CADT Cadet
	CLOV Clover
	GLDN Goldenrod
	HERN Heron
	LATT Latte
	MOSS Moss
	RUSS Russet
	SUNS Sunset

HOW TO ORDER

SPECIFY: Finish | metal finish. See page H for finish details.

MODEL NUMBER

WS-WEMW-24/11

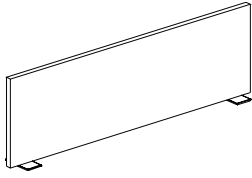
Finish	Metal Finish
MLC	BWT

FABRIC WORKSURFACE PRIVACY PANEL STANDARD FEATURES

- Provides Privacy in the Open Plan or Private Office Environment and Promotes Division of Space

NOTE:

- Rests on Worksurface



model	w	d	h	wt	cu ft
WS-WEMF-22/11	22	4	11	6	2
<ul style="list-style-type: none"> • Square Corners • Use with 22" Deep Worksurface 					
WS-WEMF-24/11	24	4	11	7	2
<ul style="list-style-type: none"> • Square Corners • Use with 24" Deep Worksurface 					
WS-WEMF-30/11	30	4	11	8	2
<ul style="list-style-type: none"> • Square Corners • Use with 30" Deep Worksurface 					
WS-WEMF-36/11	36	4	11	9	2
<ul style="list-style-type: none"> • Square Corners • Use with 36" Deep Worksurface 					

yds	sq ft	com																L1	L2	L3
com (54")	col	1	2	3	4	5	6	7	8	9	10	11	12	13	14	15	L1	L2	L3	
1	n/a	539	557	578	605	642	694	747	799	852	905	957	1,010	1,063	1,115	1,168	n/a	n/a	n/a	

OPTIONS

Fabric/Grade	Metal Finish
Grade, Vendor, Pattern, Color	<i>Powder Coat</i>
Fabric must be tested and approved for tackboard use/compatibility.	BWT Bone White
NOTE: A sample of all COM fabrics must be submitted to OFS for preliminary approval prior to shipment of fabric.	BUFF Buff
	CHLK Chalk
	SGLD Gold
	GRPH Graphite
	MSL Luster Grey
	HIP Oiled Bronze
	BKO Onyx
	POLR Polar
	SBRZ Soft Bronze
	HIF Warm Grey
	<i>Studio Powder Coat (10% upcharge)</i>
	CADT Cadet
	CLOV Clover
	GLDN Goldenrod
	HERN Heron
	LATT Latte
	MOSS Moss
	RUSS Russet
	SUNS Sunset

HOW TO ORDER

SPECIFY: Textile pattern and color | metal finish. See page H for finish details.

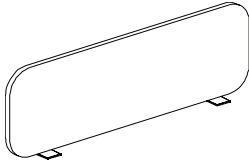
MODEL NUMBER

WS-WEMF-24/11

Fabric/Grade	Metal Finish
Grade 3, Momentum, Hue, Smoke	BWT

KNIT FABRIC WORKSURFACE PRIVACY PANEL STANDARD FEATURES

- Provides Privacy in the Open Plan or Private Office Environment and Promotes Division of Space
- NOTE:**
 - Rests on Worksurface



model	w	d	h	wt	cu ft	list
WS-WEMFR-22/11	22	4	11	6	2	\$ 465
<ul style="list-style-type: none"> • Round Corners • Use with 22" Deep Worksurface 						
WS-WEMFR-24/11	24	4	11	7	2	\$ 506
<ul style="list-style-type: none"> • Round Corners • Use with 24" Deep Worksurface 						
WS-WEMFR-30/11	30	4	11	8	2	\$ 633
<ul style="list-style-type: none"> • Round Corners • Use with 30" Deep Worksurface 						
WS-WEMFR-36/11	36	4	11	9	2	\$ 654
<ul style="list-style-type: none"> • Round Corners • Use with 36" Deep Worksurface 						

OPTIONS

Fabric	Metal Finish
H8D Beige	<i>Powder Coat</i>
H8H Bella Birmingham	BWT Bone White
H8G Black	BUFF Buff
H8A Cognac	CHLK Chalk
H8J Cologne	SGLD Gold
H8L Cute Canary	GRPH Graphite
H8C Encore Silver	MSL Luster Grey
H8M Helsinki	HIP Oiled Bronze
H8K Lt. Green Lettuce	BKO Onyx
H8E Mocha	POLR Polar
H8B Natural	SBRZ Soft Bronze
H8F Smear'd Charcoal	HIF Warm Grey
	<i>Studio Powder Coat (10% upcharge)</i>
	CADT Cadet
	CLOV Clover
	GLDN Goldenrod
	HERN Heron
	LATT Latte
	MOSS Moss
	RUSS Russet
	SUNS Sunset

HOW TO ORDER

SPECIFY: Fabric | metal finish. See page H for finish details.

MODEL NUMBER

WS-WEMFR-24/11

Fabric	Metal Finish
H8D	BWT