

QuickShip Staks benching building blocks

---





## Table of contents

Static - double sided tool rails/supports	3
Static - worksurfaces/privacy panels	4
Static - storage	5
Static - power	6
Height adjustable - bases	7
Height adjustable - cross rails	8
Height adjustable - worksurfaces/power	9
Height adjustable - floor storage	10
Height adjustable - privacy screens	11
Height adjustable - wire management	12

## Static Double sided toolrails

- 4 user toolrail widths:
  - 120" w (for 60" w worksurfaces)
  - 132" w (for 66" w worksurfaces)
  - 144" w (for 72" w worksurfaces)
- 6 user toolrail widths:
  - 180" w (for 60" w worksurfaces)
  - 198" w (for 66" w worksurfaces)
  - 216" w (for 72" w worksurfaces)
- Use when specifying 1" thick privacy panel
- Clear anodized aluminum
- End cap on ends, set of two



4 User  
Q-6-A\_\_\_TRKB2



6 User  
Q-6-A\_\_\_TRKB3

## Static Supports

### End support

- H leg
- Widths: 48" w, 64" w
- Use 48" w with 30" d worksurfaces, recesses under worksurface edge
- Use 64" w with 30" d or 36" d worksurfaces. Flush to surface edge on 30" d worksurfaces, recesses under 36" d worksurfaces

### Center support

- Used to support worksurfaces at seams
- Width: 42" w (for 30" d and 36" d worksurfaces)
- H leg with stretcher, recesses under worksurface



End leg, recessed on  
30" d worksurface  
Q-6-48HBA3



End leg, full depth  
on 30" d worksurface  
Q-6-64HBA3



Center support  
Q-6-42CHBA1



### Static Worksurfaces

- Surface widths: 60"w, 66"w, 72"w
- Depths: 30"d or 36"d



Q-6-MCT-\_\_\_/30  
Q-6-MCT-\_\_\_/36

### Static Privacy panels

- Widths: 59.63"w (for 60"w toolrails), 65.63"w (for 66"w toolrails), 71.63"w (for 72"w toolrails)
- Available as TFL or fabric
- Heights: 12.812"h or 18.8125"h
- Sits inside of toolrail



12"h TFL  
Q-6-PVPT\_\_\_/12.81



18"h TFL  
Q-6-PVPT\_\_\_/18.81



12"h Fabric  
Q-6-PVPF\_\_\_/12.81



18"h Fabric  
Q-6-PVPF\_\_\_/18.81



## Static Storage

### Mobile pedestals

- Box/file: One box and one file drawer. Available with finished top, or unfinished top for cushion
- Shelf/file: One file drawer and open shelf behind full drawer front. Finished top only, can be used with cushion

### Low height floor storage

- Widths: 48"w or 60"w
- Depth: 19"d
- Height: 23"h
- Handed left or right, file drawer location determines hand

- 48"w storage features 30"w lateral file
- 60"w storage features 36"w lateral file
- One adjustable shelf
- Optional cushion specified separately

### Low storage cushions

- Widths: 30"w, 36"w, 48"w, 60"w
- Depth: 19"d
- Height: 1.5"h
- Field installed

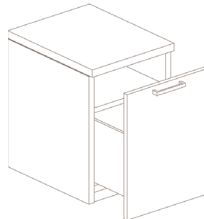
### Mobile pedestals



Box/file  
Q-6-1619MP7 Unfinished  
Q-6-1619MP8 Finished



Shelf/file  
Q-6-1619MP3



Shelf/file interior



Cushion top  
Q-6-1619SC2

### Low storage



Q-6-NL\_\_s19FS(L/R)

### Low storage cushions



Q-6-3019SC  
Q-6-3619SC



Q-6-4819SC  
Q-6-6019SC



## Static Power

### Power kits

- Includes jumpers to connect each power block
- Double block systems, accepts two duplexes each side. Includes toolrail brackets
- Four users, four outlets each user:
  - 120" w, for two 60" w toolrails
  - 132" w, for two 66" w toolrails
  - 144" w, for two 72" w toolrails
- Six users, four outlets each user:
  - 180" w, for three 60" w toolrails
  - 198" w, for three 66" w toolrails
  - 216" w, for three 72" w toolrails

### Power components

- Metal infeed, 10' cord
- Duplex:
  - Q-DPX8W1, circuit I
  - Q-DPX8W2, circuit II
  - Q-DPX8W3, circuit III
  - Q-DPX8W4, circuit IV (isolated and dedicated)

### Wire basket kits

- Double sided baskets available in sets of two and three
- Attaches to toolrail. **Note:** Not for use with single sided toolrails

### Power block assemblies




Four users  
Q-PS-\_\_\_PK4E4-4

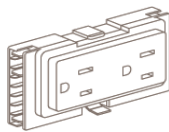


Six users  
Q-PS-\_\_\_PK4E6-4

### Power components

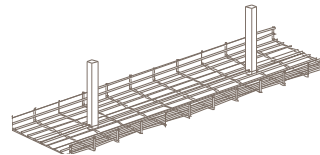


Infeed  
Q-PWF3M120



Duplex  
Q-DPX8W\_

### Wire basket kit



Double sided  
WM-\_\_\_CBKT-2 (2 baskets)  
WM-\_\_\_CBKT-3 (3 baskets)



## Height adjustable Bases

### General

- Removable interior access panel
- Includes cutouts for mounting cross rail on lifting column sides
- Single user components feature finished back on exterior side
- **Note:** Cross rail is required to support bases

### End cabinet bases

- Use at ends of runs, with or without floor storage

### Center cabinet bases

- Use with at center of worksurface run, single or dual sided, with or without floor storage

### End panel bases

- Use at ends of runs for thinner profile
- Use without low floor storage

### End panel bases



Single user, left or right panel base  
Q-6-3207HAWC(L/R)1-3



Double sided user  
Q-6-4207HAWC1-3

### End cabinet bases



Single user, left or right panel base  
Q-6-3218HAW(L/R)L3-3



Double sided user  
Q-6-4218HAWC3-3

### Center cabinet bases



Single side, dual user  
Q-6-3218HAWC(L/R)2-3



Double side, dual user  
Q-6-4218HAWC2-3

## Height adjustable Cross rails

### General

- **Note:** Cross rail is required to support bases
- Widths: For worksurface widths 60"w, 66"w, 72"w. Actual cross rail width is 6" shorter than worksurface width, sits between bases
- Depth: 6"d
- Supports power, privacy screens and PET baskets
- Use with single and double sided height adjustable panel and cabinet bases
- Option to pre-bore holes to mount privacy screens on double sided crossrails

### No power cross rail

- Does not support power

### Basic power cross rail

- **Note:** Use with 4 circuit/8 wire power components only
- Includes power box and mounting brackets
- Does not include duplex receptacles, jumpers or in-feeds
- Single sided features two duplex boxes on one side, four outlets total
- Double sided features two duplex boxes on both sides, four outlets total per side

### Privacy panel

- Covers electrical components on approach of single sided typical, attaches to underside of cross rail
- Use with crossrails, with or without power



Privacy panel  
Q-6-\_\_ PRB-BACK



No power  
Q-6-\_\_ PRB



Basic power, single sided  
Q-6-\_\_ PRSSB-4



Basic power, dual sided  
Q-6-\_\_ PRB-4





## Height adjustable Worksurfaces

- Surface widths: 60"w, 66"w, 72"w
- Depth: 30"d
- Long grain, square edge
- Use with height adjustable bases
- Includes height adjustable control, switch and cables



Q-6-\_\_30HAWS

## Height adjustable Power components

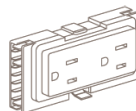
- Infeed: Metal, 10' cord
- Power jumper: Used to connect powered cross rails
- Duplex:
  - Q-DPX8W1, circuit I
  - Q-DPX8W2, circuit II
  - Q-DPX8W3, circuit III
  - Q-DPX8W4, circuit IV (isolated and dedicated)



Infeed  
Q-PWF3M120



Power jumper  
Q-MCJ8W54M



Duplex  
Q-DPX8W\_

## Height adjustable Floor storage

### General

- File drawer location determines hand
- Finished back
- One adjustable shelf
- Letter or legal filing

### Storage cushions

- Widths: 30"w, 36"w, 42"w, 48"w
- Depth: 18"d
- Height: 1.5"h
- Field installed

### Floor storage

- 30"w and 36"w features one box and one file drawer
- 42"w and 48"w features a 30"w box and lateral file drawer

### Floor storage



30"w, right hand shown  
Q-6-3018FS(L/R)1



36"w, right hand shown  
Q-6-3618FS(L/R)1



42"w, right hand shown  
Q-6-4218FS(L/R)3



48"w, right hand shown  
Q-6-4818FS(L/R)3

### Storage cushions



6-3018SC  
(shown on 42"w)



6-3618SC



6-4218SC  
6-4818SC  
(48"w shown)

## Height adjustable Privacy screens

### Worksurface edge modesty

- Single sided user only:
  - Height: 23.75" h
  - Widths: 46" w, 52" w and 58" w (for 60" w, 66" w and 72" w worksurfaces)
- Single or double sided user:
  - Height: 16.5" h **Note:** modesty is shorter to avoid interference with cross rail on double sided layout
  - Widths: 58" w, 64" w and 70" w (for 60" w, 66" w and 72" w worksurfaces)
- Fabric or TFL
- Requires four brackets
- Leaves a 1.5" w gap between modesty panel and worksurface edge for wire management

### Brackets


- Use Q-WEBKT-3 for fabric worksurface edge surface modesty panels
- Use Q-WEBKT-2 for TFL edge worksurface surface modesty panels

### Cross rail privacy panel

- For double sided applications, tackable fabric only
- Height: 25" h, sits .5" above cross rail
- Widths: 58" w, 64" w and 70" w (for 60" w, 66" w and 72" w worksurfaces)
- Mounts directly to cross rail, includes post brackets. Option to pre-bore holes on cross rail

### Worksurface edge modesty

Single sided only



Fabric  
Q-6-WEMFH-\_/23.75



TFL  
Q-6-WEMKH-\_/23.75

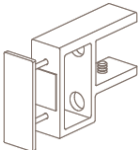


Fabric  
Q-6-WEMFH-\_/16.5

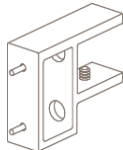


TFL  
Q-6-WEMKH-\_/16.5

### Brackets



Fabric panel bracket  
Q-WEBKT-3



TFL panel bracket  
Q-WEBKT-2

### Cross rail panel



Q-6-\_\_25PP

## Height adjustable Wire management

### Cross rail mounted

- PET wire manager
- Mounts to underside of cross rail, includes mounting hardware
- Widths:
  - 44" w (for 60" w and 66" w worksurface)
  - 56" w (for 72" w worksurface)
- Use highback PET on single sided units to cover electrical on approach side. Not for use with cross rail privacy panel
- Use shared PET on single and double sided typicals

### Wire basket

- 33" w
- Mounts to underside of worksurface
- Field installed

### Height adjustable wire manager

- Manages cables between height adjustable worksurface and cross rail. Attaches to underside of worksurface and cross rail
- Q-WM-HA2 - black/silver combination
- Q-WM-HA3 - silver/silver combination

### Cross rail mounted



Highback PET (approach side)  
Q-WM-P\_\_CRB



PET on single sided  
Q-WM-P\_\_CR



PET on double sided  
Use same model as single sided

### Wire basket



Q-WBT33H

### Height adjustable wire manager



Q-WM-HA\_