

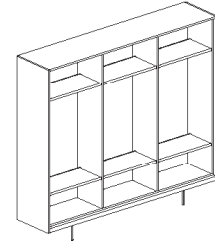


---

**Bookcase 83-9020BC222 (30" x 30" x 30" Storage sections)**

---

<b>Overall dimensions</b>	90"w x 20"d x 80"h	<b>Weight</b>	720 lbs.
<b>COM</b>	2.75 yds.	<b>Cubic feet</b>	87



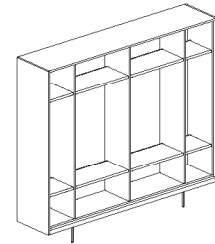
Standard features	Options available
<ul style="list-style-type: none"><li>• Left, center and right storage sections<ul style="list-style-type: none"><li>• 1 Adjustable shelf</li><li>• 1 Fixed shelf</li></ul></li><li>• Legs to be installed on site</li><li>• Ships fully assembled</li><li>• Check feasibility of entry for 90"w x 80"h</li></ul>	<ul style="list-style-type: none"><li>• Storage options for left, center and right sections<ul style="list-style-type: none"><li>• LH/RH combination storage</li><li>• 2 Adjustable shelves / 1 periodical display</li><li>• 3 Adjustable shelves / 1 fixed shelf</li><li>• 3 Adjustable shelves / 1 periodical display</li><li>• 1 Adjustable shelf / 3 periodical displays</li></ul></li><li>• Standard veneers in flat / quarter cut</li><li>• Light</li><li>• Tray drawers</li><li>• Legs and trim in standard/studio powder coats</li><li>• Back finish<ul style="list-style-type: none"><li>• Markerboard/markerboard</li><li>• Markerboard/tackboard</li></ul></li></ul>

---

**Bookcase 83-9020BC1221 (15" x 30" x 30" x 15" Storage sections)**

---

<b>Overall dimensions</b>	90"w x 20"d x 80"h	<b>Weight</b>	720 lbs.
<b>COM</b>	2.75 yds.	<b>Cubic feet</b>	87

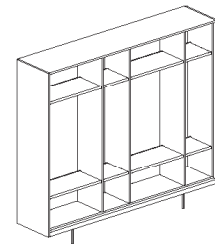


---

**Bookcase 83-9020BC2121 (30" x 15" x 30" x 15" Storage sections)**

---

<b>Overall dimensions</b>	90"w x 20"d x 80"h	<b>Weight</b>	720 lbs.
<b>COM</b>	2.75 yds.	<b>Cubic feet</b>	87

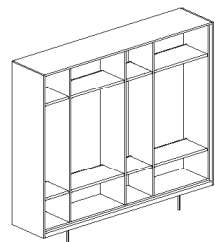


---

**Bookcase 83-9020BC1212 (15" x 30" x 15" x 30" Storage sections)**

---

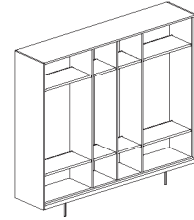
<b>Overall dimensions</b>	90"w x 20"d x 80"h	<b>Weight</b>	720 lbs.
<b>COM</b>	2.75 yds.	<b>Cubic feet</b>	87





## Bookcase 83-9020BC2112 (30" x 15" x 15" x 30" Storage sections)

Overall dimensions	90"w x 20"d x 80"h	Weight	720 lbs.
COM	2.75 yds.	Cubic feet	87



Standard features	Options available
<ul style="list-style-type: none"><li>Outer / inner left and right storage sections<ul style="list-style-type: none"><li>1 Adjustable shelf</li><li>1 Fixed shelf</li></ul></li><li>Legs to be installed on site</li><li>Ships fully assembled</li><li>Check feasibility of entry for 90"w x 80"h</li></ul>	<ul style="list-style-type: none"><li>Storage options<ul style="list-style-type: none"><li>LH/RH combination storage</li><li>2 Adjustable shelves / 1 periodical display</li><li>3 Adjustable shelves / 1 fixed shelf</li><li>3 Adjustable shelves / 1 periodical display</li><li>1 Adjustable shelf / 3 periodical displays</li></ul></li><li>Standard veneers in flat or quarter cut</li><li>Light</li><li>Tray drawers</li><li>Legs and trim in standard/studio powder coats</li><li>Back finish<ul style="list-style-type: none"><li>Markerboard/markerboard</li><li>Markerboard/tackboard</li></ul></li></ul>

## Standard finish selection

<http://ofs.com/resources/finishes>

## Construction

- Inner chassis
  - 3/4" thick particle board core faced with veneer
  - Cam and bolt construction including pocket bores, wood screws and steel locking clips
- Outer chassis
  - 3/4" thick particle board core top and end panels faced with veneer
  - 1 3/4" thick particle board core bottom panel faced with veneer
  - Concealed interlocking fastener construction including wood screws

## Metal base

- Powder coated or chrome plated steel leg
- Concealed steel stretcher rails

## Glides

- Non-marring adjustable glides

## Carton / packaging

- Unit is packed in a carton. A cardboard edge protector is placed around the edges of the unit.